



## INDEX

### SKIS COLLECTION

#### TECHNOLOGIES

HUSTLE . . . . .	4
ZERO G LT 80 . . . . .	10

#### COLLECTION

RACE WC R.D. / RACE WC FIS / RACE HIGH PERFORMANCE . . . . .	18
PISTE HIGH PERFORMANCE . . . . .	24
WOMEN TO WOMEN / PISTE COLLECTION . . . . .	28
ALL MOUNTAIN . . . . .	32
FREERIDE . . . . .	36
FREERIDE / BACK COUNTRY . . . . .	40
MY WINTER HOME . . . . .	42
BACK COUNTRY / TOURING . . . . .	45
JUNIOR . . . . .	50
RENTAL . . . . .	54

#### ACCESSORIES

BINDINGS . . . . .	59
ACCESSORIES . . . . .	61

### SKIBOOTS COLLECTION

#### TECHNOLOGIES

ZERO G PEAK . . . . .	64
MACH1 HV TD . . . . .	70
RECYCLE YOUR BOOTS . . . . .	76

#### COLLECTION

RACE WC FIS / HIGH PERFORMANCE . . . . .	80
PISTE HIGH PERFORMANCE . . . . .	84
PISTE SPORT PERFORMANCE . . . . .	90
ALL MOUNTAIN / FREERIDE . . . . .	96
BACK COUNTRY / TOURING . . . . .	100
JUNIOR . . . . .	104
RENTAL . . . . .	106

### FOOTWEAR COLLECTION

#### COLLECTION

WINTER BOOTS . . . . .	112
------------------------	-----

#### ACCESSORIES

BOOTFITTING TOOLS . . . . .	115
BAGS . . . . .	118

SIZE TABLE . . . . .	118
----------------------	-----

BLIZZARD IS A DIVISION OF  
TECNICA GROUP S.P.A. VIA FANTE D'ITALIA 56,  
31040 GIAVERA DEL MONTELLO (TV) ITALY

BLIZZARD-TECNICA.COM



BLIZZARD  
**HUSTLE  
TECHNOLOGIES**



**HUSTLE**

noun  
/'hʌs.əl/

a) energetic activity, hard work; I went about the **hustle** of winter life.

b) effort and energy in playing a sport; The fans admire them for their **hustle**. A player known more for his **hustle** than his talent.



**HUSTLE**

# PERFECT BALANCED FLEX

## TRUEBLEND FREE WOODCORE


We have designed a specific Trueblend Free Woodcore for our freeride / back country category skis.

It combines beech and poplar – two wood types that guarantee performance – with paulownia for a lightweight, yet high-performance woodcore.

The result: the right flex to cover for all backcountry requirements in a lighter package.




# ACCESSIBLE PERFORMANCE



The Trueblend Free Woodcore specifically positions three different densities of wood together to form a woodcore that is specifically designed to optimize the flex of the ski and deliver a smooth and balanced feeling.

This blending of the different densities of wood creates three distinct flex zones; a softer flex zone in the tip and tail areas, that facilitates easy turn initiation and release, a medium flex zone in front of and behind the binding, that helps deliver confidence and control and finally a stiffer flex zone in the center, underneath the binding, that guarantees perfect edge grip and stability. Trueblend woodcores are designed to provide just the right amount what you need, performance, control, and confidence, to do what you want, when you want anywhere on the mountain.

## PLAYFUL PERFORMANCE



### CARBON D.R.T.

D.R.T. stands for **Dynamic Release Technology**. It has proven itself to be the perfect dynamic energy release technology for the freeride/back country category.



The strength and lightness of carbon fiber ensure:

- lightweight damping
- stability and control

D.R.T. blends carbon fiber with fiberglass to give you better support, more confidence and greater performance without compromising on the fun.

## HIGH LEVEL FLOATATION




### PROGRESSIVE ROCKER PROFILE & SHAPE

The shapes are key in this ski category. The right amount of rocker and camber is what makes this ski special and has it working perfectly in every kind of snow condition.

## MODERN DESIGN

The progressive design uses matt and shiny graphics, coupled with transparent sections to reveal the Woodcore and Carbon D.R.T. elements.



BLIZZARD  
**ZERO G LT  
TECHNOLOGIES**



**CLIMB HIGHER,  
SKIN FARTHER,  
SKI STEEPER**



**ZERO G**

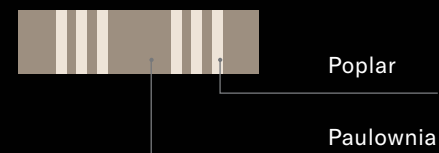

# PERFECT BALANCED FLEX

## TRUEBLEND TOUR WOODCORE

The Trueblend Tour Woodcore has a specific design with two different density areas: the stronger center, which guarantees maximum support, edge grip and stability underfoot; a softer tip to tackle all snow conditions with the same level of performance; and a supportive tail for higher confidence downhill.



We use a specific blend of woods to deliver perfect flex for light touring requirements. Paulownia offers an unbeatable strength-to-weight ratio, while poplar gives high energy performance without sacrificing durability.



# ACCESSIBLE PERFORMANCE



STANDARD WOODCORE




ALL MOUNTAIN



2020

PISTE



2021

FREE



2022

TOUR



# DOWNHILL EFFICIENCY

# TECHNICAL FEATURES



### CARBON DRIVE L.T.

The unidirectional carbon fiber chassis offers perfect torsional strength and forgiving flex for downhill performance.

The result: a ski that is not too stiff or strong, but reliable in all touring conditions.


### CARBON REINFORCEMENTS

The binding mounting points are reinforced with edge-to-edge carbon fiber inserts. This provides unprecedented support and edge grip for maximum stability and confidence, and generates optimal power transmission, while also improving binding retention and safety.



### EARLY RISE TIP

For additional versatility in mixed snow conditions.



### FLAT TAIL

For safety in chutes and maximum stability but that is reliable in all of the different touring conditions.



### VERSATILITY

Zero G LT 80 is a ski ready to face different kinds of snow and slope conditions.

### VERSATILE SIDECUT

Radius for maximum ease and no hooking.

### WAIST WIDTH

Modern Light Touring: 80 mm

### WEIGHT

## 980g

Zero G LT 80 (171)

- New hybrid paulonia Trueblend Woodcore

- 150g lighter than the Zero G 085

BLIZZARD

# COLLECTION



# RACE WC R.D./RACE WC FIS/ RACE HIGH PERFORMANCE



## RACE WC R.D.



**FIREBIRD DH R.D.**  
(FLAT + PLATE)  
COD: 8A0002 00 001

**Lengths (cm) / Radius (m)**  
212/>50, 218/>50 m

**Sidecut:** R&D

**Plate:** Piston Plate

**Sug. binding:** RACE XCOMP 24

**Construction:** Sandwich Compound Sidewall (R.D.), Race Dept. Construction

**Rocker:** Full Camber

**Factory base bevel:** 0.9°

**Factory side bevel:** 87.7°

**Weight (flat):** 2620 g (size 212)



**FIREBIRD SG R.D.**  
(FLAT + PLATE)  
COD: 8A0004 00 001

**Lengths (cm) / Radius (m)**  
185/>30, 195/>33, 202/>33, 205/>40, 212/>45

**Sidecut:** R&D

**Plate:** Piston Plate

**Sug. binding:** RACE XCOMP 24

**Construction:** Sandwich Compound Sidewall (R.D.), Race Dept. Construction

**Rocker:** Full Camber

**Factory base bevel:** 0.9°

**Factory side bevel:** 87.7°

**Weight (flat):** 2270 g (size 202)



**FIREBIRD GS R.D.**  
(FLAT + PLATE)  
COD: 8A1006 00 001

**Lengths (cm) / Radius (m)**  
188/>30, 193/>30

**Sidecut:** R&D

**Plate:** Piston Plate

**Sug. binding:** RACE XCOMP 18

**Construction:** Sandwich Compound Sidewall (R.D.), Race Dept. Construction

**Rocker:** Full Camber

**Factory base bevel:** 0.9°

**Factory side bevel:** 87.7°

**Weight (flat):** 2170 g (size 193)



**FIREBIRD SL R.D.**  
(FLAT + PLATE)  
COD: 8A0008 00 001

**Lengths (cm) / Radius (m)**  
156/>13, 165/>13

**Sidecut:** R&D

**Plate:** Piston Plate 14 mm

**Sug. binding:** RACE XCOMP 18

**Construction:** Sandwich Compound Sidewall (R.D.), Race Dept. Construction

**Rocker:** Full Camber

**Factory base bevel:** 0.9°

**Factory side bevel:** 87.7°

**Weight (flat):** 1840 g (size 165)

## RACE WC FIS



NEW

### FIREBIRD GS FIS

(FLAT + PLATE)  
COD: 8A2210 00 001

**Lengths (cm) / Radius (m)**

183/>23, 188/>25

**Sidecut:** 103-65-86 mm (183)

**Plate:** Piston Plate

**Sug. binding:** RACE XCOMP 18

**Construction:** Sandwich Compound  
Sidewall (FIS), FIS Racing  
Construction

**Rocker:** Full Camber

**Core + Key materials:** Poplar - Beech

**Factory base bevel:** 0.9°

**Factory side bevel:** 87.7°

**Weight (flat):** 2060 g (size 188)



NEW

### FIREBIRD GS RACING

(FLAT + PLATE)  
COD: 8A2212 00 001

**Lengths (cm) / Radius (m)**

178/>21, 183/>23, 188/>25

**Sidecut:** 103-65-86 mm (183)

**Plate:** Piston Plate

**Sug. binding:** RACE XCOMP 16

**Construction:** Sandwich Compound  
Sidewall (Ti), Racing Construction

**Rocker:** Full Camber

**Core + Key materials:** Poplar - Beech

**Factory base bevel:** 0.9°

**Factory side bevel:** 87.7°

**Weight (flat):** 1910 g (size 188)



### FIREBIRD GS JR-RACING

(FLAT + PLATE)  
COD: 8A0014 00 001

**Lengths (cm) / Radius (m)**

136/>14, 143/>14, 150/>14, 157/>17,

164/>17, 171/>17

**Sidecut:** 104.5-65.5-86 mm (150)

**Plate:** Junior Race Plate S

(136 - 150), L (157 - 171)

**Sug. binding:** RACE 10 TCX

**Construction:** Sandwich Compound  
Sidewall (Ti), Racing Construction

**Rocker:** Full Camber

**Core + Key materials:** Poplar - Beech

**Factory base bevel:** 0.9°

**Factory side bevel:** 87.7°

**Weight (flat):** 1240 g (size 150)



### FIREBIRD SL FIS

(FLAT + PLATE)  
COD: 8A0011 00 001

**Lengths (cm) / Radius (m)**

156/>13, 165/>13

**Sidecut:** 116.5-65-101.5 mm (165)

**Plate:** Piston Plate

**Sug. binding:** RACE XCOMP 18

**Construction:** Sandwich Compound  
Sidewall (FIS), FIS Racing  
Construction

**Rocker:** Full Camber

**Core + Key materials:** Poplar - Beech

**Factory base bevel:** 0.9°

**Factory side bevel:** 87.7°

**Weight (flat):** 1840 g (size 165)



### FIREBIRD SL RACING

(FLAT + PLATE)  
COD: 8A1013 00 001

**Lengths (cm) / Radius (m)**

149/>12

**Sidecut:** 112.5-65-97.5 mm (149)

**Plate:** Piston Plate

**Sug. binding:** RACE XCOMP 16

**Construction:** Sandwich Compound  
Sidewall (Ti), Racing Construction

**Rocker:** Full Camber

**Core + Key materials:** Poplar - Beech

**Factory base bevel:** 0.9°

**Factory side bevel:** 87.7°

**Weight (flat):** 1270 g (size 149)



### FIREBIRD SL JR-RACING

(FLAT + PLATE)  
COD: 8A1015 00 001

**Lengths (cm) / Radius (m)**

121/>9, 128/>9, 135/>10, 142/>10,

149/>12

**Sidecut:** 109-64-94 mm (136)

**Plate:** Junior Race Plate

S (121 - 135), L (142 - 149)

**Sug. binding:** RACE 10 TCX

**Construction:** Sandwich Compound  
Sidewall (Ti), Racing Construction

**Rocker:** Full Camber

**Core + Key materials:** Poplar - Beech

**Factory base bevel:** 0.9°

**Factory side bevel:** 87.7°

**Weight (flat):** 1070 g (size 135)

# RACE HIGH PERFORMANCE



**FIREBIRD WRC WC-PISTON**  
(FLAT + PLATE)  
Cod: 8A2220 00 001

**Lengths (cm) / Radius (m)**  
170/16.5, 175/ 17.5, 180/18.5, 185/19.5

**Sidecut:** 115.5-68-98.5 mm (180)

**Plate:** Piston Plate

**Sug. binding:** RACE XCOMP 16

**Construction:** Sandwich Compound Sidewall (Ti), Racing Construction C-Armor + C-Spine Core

**Rocker:** Full Camber

**Core + Key materials:** C-Spine, Ash-Poplar-Carbon

**Factory base bevel:** 0.9°

**Factory side bevel:** 87.7°

**Weight (flat):** 1900 g (size 180)



**FIREBIRD HRC WC-PISTON**  
(FLAT + PLATE)  
COD: 8A2221 00 001

**Lengths (cm) / Radius (m)**  
158/13, 166/ 14.5, 174/15, 182/17

**Sidecut:** 126-76-107 mm (174)

**Plate:** Piston Plate

**Sug. binding:** RACE XCOMP 16

**Construction:** Sandwich Compound Sidewall (Ti), Racing Construction C-Armor + C-Spine Core

**Rocker:** Full Camber

**Core + Key materials:** C-Spine, Ash-Poplar-Carbon

**Factory base bevel:** 0.9°

**Factory side bevel:** 87.7°

**Weight (flat):** 1900 g (size 174)



**FIREBIRD SRC WC-PISTON**  
(FLAT + PLATE)  
COD: 8A2222 00 001

**Lengths (cm) / Radius (m)**  
155/11, 160/12, 165/12.5, 170/13.5

**Sidecut:** 121-68-105 mm (165)

**Plate:** Piston Plate

**Sug. binding:** RACE XCOMP 16

**Construction:** Sandwich Compound Sidewall (Ti), Racing Construction C-Armor + C-Spine Core

**Rocker:** Full Camber

**Core + Key materials:** C-Spine, Ash-Poplar-Carbon

**Factory base bevel:** 0.9°

**Factory side bevel:** 87.7°

**Weight (flat):** 1700 g (size 165)



**FIREBIRD WRC + XCELL14 DEMO**  
COD: 8A2223 00 001

**Lengths (cm) / Radius (m)**  
170/16.5, 175/17.5, 180/18.5, 185/19.5

**Sidecut:** 115.5-68-98.5 mm (180)

**Plate:** FDT Race Plate PRO

**Binding:** XCELL14 DEMO

**DIN:** 4-14

**Construction:** Sandwich Compound Sidewall (Ti), Racing Construction C-Armor + C-Spine Core

**Rocker:** Full Camber

**Core + Key materials:** C-Spine, Ash-Poplar-Carbon

**Factory base bevel:** 0.9°

**Factory side bevel:** 87.7°

**Weight (flat):** 1900 g (size 180)



**FIREBIRD HRC + XCELL14 DEMO**  
COD: 8A2224 00 001

**Lengths (cm) / Radius (m)**  
158/13, 166/14.5, 174/15, 182/17

**Sidecut:** 126-76-107 mm (174)

**Plate:** FDT Race Plate PRO

**Binding:** XCELL14 DEMO

**DIN:** 4-14

**Construction:** Sandwich Compound Sidewall (Ti), Racing Construction C-Armor + C-Spine Core

**Rocker:** Full Camber

**Core + Key materials:** C-Spine, Ash-Poplar-Carbon

**Factory base bevel:** 0.9°

**Factory side bevel:** 87.7°

**Weight (flat):** 1900 g (size 174)



**FIREBIRD SRC + XCELL14 DEMO**  
COD: 8A2225 00 001

**Lengths (cm) / Radius (m)**  
155/11, 160/12, 165/12.5, 170/13.5

**Sidecut:** 121-68-105 mm (165)

**Plate:** FDT Race Plate PRO

**Binding:** XCELL14 DEMO

**DIN:** 4-14

**Construction:** Sandwich Compound Sidewall (Ti), Racing Construction C-Armor + C-Spine Core

**Rocker:** Full Camber

**Core + Key materials:** C-Spine, Ash-Poplar-Carbon

**Factory base bevel:** 0.9°

**Factory side bevel:** 87.7°

**Weight (flat):** 1700 g (size 165)



**FIREBIRD RTI + TPX12 DEMO**  
COD: 8A2226 00 001

**Lengths (cm) / Radius (m)**  
145/11.5, 150/12, 155/12.5, 160/13.5, 165/14, 170/14.5, 175/15.5

**Sidecut:** 125-76-105 mm (170)

**Plate:** FDT Race Plate

**Binding:** TPX12 DEMO

**DIN:** 4-12

**Construction:** Sandwich Compound Partial Sidewall (Ti), Racing Construction

**Rocker:** Full Camber

**Core + Key materials:** Poplar - Beech

**Factory base bevel:** 0.9°

**Factory side bevel:** 87.7°

**Weight (flat):** 1670 g (size 170)

# PISTE HIGH PERFORMANCE

## PISTE HIGH PERFORMANCE



**BLIZZARD THUNDERBIRD  
R15 LTD. +  
XCELL12 DEMO**  
COD: 8A1031 00 001

**Lengths (cm) / Radius (m):**  
155/11.5, 160/12.5, 165/13.5,  
170/14.5, 175/15, 180/16  
**Sidecut:** 121-70-102 mm (175)  
**Plate:** FDT Race Plate PRO  
**Binding:** XCELL12 DEMO  
**DIN:** 4-12  
**Construction:** Sandwich Compound  
Sidewall (2Ti), Trueblend Piste,  
Active Carbon Armor, Duramax  
Construction  
**Rocker:** Full Camber  
**Core + Key materials:** Trueblend  
Piste, Poplar - Beech  
**Factory base bevel:** 0.9°  
**Factory side bevel:** 87.7°  
**Weight (flat):** 1870 g (size 175)



**BLIZZARD THUNDERBIRD  
R15 WIDE BODY LTD. +  
XCELL12 DEMO**  
COD: 8A1032 00 001

**Lengths (cm) / Radius (m):**  
158/13, 166/14.5, 174/15, 182/17  
**Sidecut:** 126-76-107 mm (174)  
**Plate:** FDT Race Plate PRO  
**Binding:** XCELL12 DEMO  
**DIN:** 4-12  
**Construction:** Sandwich Compound  
Sidewall (2Ti), Trueblend Piste,  
Active Carbon Armor, Duramax  
Construction  
**Rocker:** Full Camber  
**Core + Key materials:** Trueblend  
Piste, Poplar - Beech  
**Factory base bevel:** 0.9°  
**Factory side bevel:** 87.7°  
**Weight (flat):** 1900 g (size 174)



**BLIZZARD THUNDERBIRD  
R13 LTD. +  
XCELL12 DEMO**  
COD: 8A1033 00 001

**Lengths (cm) / Radius (m):**  
155/11, 160/12, 165/13, 170/13.5  
**Sidecut:** 121-68-105 mm (165)  
**Plate:** FDT Race Plate PRO  
**Binding:** XCELL12 DEMO  
**DIN:** 4-12  
**Construction:** Sandwich Compound  
Sidewall (2Ti), Trueblend Piste,  
Active Carbon Armor, Duramax  
Construction  
**Rocker:** Full Camber  
**Core + Key materials:** Trueblend  
Piste, Poplar - Beech  
**Factory base bevel:** 0.9°  
**Factory side bevel:** 87.7°  
**Weight (flat):** 1700 g (size 165)

## PISTE HIGH PERFORMANCE



**BLIZZARD THUNDERBIRD  
R18 + TPX12 DEMO**  
COD: 8A1030 00 001

**Lengths (cm) / Radius (m):**  
170/17, 175/18, 180/18.5, 185/19,5  
**Sidecut:** 115.5-70-98 mm (175)  
**Plate:** FDT Race Plate  
**Binding:** TPX12 DEMO  
**DIN:** 4-12  
**Construction:** Sandwich Compound Sidewall (2Ti), Trueblend Piste, Active Carbon Armor, Duramax Construction  
**Rocker:** Full Camber  
**Core + Key materials:** Trueblend Piste, Poplar - Beech  
**Factory base bevel:** 0.9°  
**Factory side bevel:** 87.7°  
**Weight (flat):** 1800 g (size 175)



**BLIZZARD THUNDERBIRD  
R15 + TPX12 DEMO**  
COD: 8A1034 00 001

**Lengths (cm) / Radius (m):**  
155/11.5, 160/12.5, 165/13.5, 170/14.5, 175/15, 180/16  
**Sidecut:** 121-70-102 mm (175)  
**Plate:** FDT Race Plate  
**Binding:** TPX12 DEMO  
**DIN:** 4-12  
**Construction:** Sandwich Compound Sidewall (2Ti), Trueblend Piste, Active Carbon Armor, Duramax Construction  
**Rocker:** Full Camber  
**Core + Key materials:** Trueblend Piste, Poplar - Beech  
**Factory base bevel:** 0.9°  
**Factory side bevel:** 87.7°  
**Weight (flat):** 1870 g (size 175)



**BLIZZARD THUNDERBIRD  
R15 WIDE BODY + TPX12 DEMO**  
COD: 8A1035 00 001

**Lengths (cm) / Radius (m):**  
158/13, 166/14.5, 174/15, 182/17  
**Sidecut:** 126-76-107 mm (174)  
**Plate:** FDT Race Plate  
**Binding:** TPX12 DEMO  
**DIN:** 4-12  
**Construction:** Sandwich Compound Sidewall (2Ti), Trueblend Piste, Active Carbon Armor, Duramax Construction  
**Rocker:** Full Camber  
**Core + Key materials:** Trueblend Piste, Poplar - Beech  
**Factory base bevel:** 0.9°  
**Factory side bevel:** 87.7°  
**Weight (flat):** 1900 g (size 174)



**BLIZZARD THUNDERBIRD  
R13 + TPX12 DEMO**  
COD: 8A1036 00 001

**Lengths (cm) / Radius (m):**  
155/11, 160/12, 165/13, 170/13.5  
**Sidecut:** 121-68-105 mm (165)  
**Plate:** FDT Race Plate  
**Binding:** TPX12 DEMO  
**DIN:** 4-12  
**Construction:** Sandwich Compound Sidewall (2Ti), Trueblend Piste, Active Carbon Armor, Duramax Construction  
**Rocker:** Full Camber  
**Core + Key materials:** Trueblend Piste, Poplar - Beech  
**Factory base bevel:** 0.9°  
**Factory side bevel:** 87.7°  
**Weight (flat):** 1700 g (size 165)



# WOMEN TO WOMEN / PISTE COLLECTION

## PISTE COLLECTION WOMEN TO WOMEN



**PHOENIX R14 PRO +  
TPX12 DEMO W**  
COD: 8A1045 00 001

**Lengths (cm) / Radius (m):**  
155/11.5, 160/12.5, 165/14, 170/14.5,  
175/15

**Sidecut:** 121-70-102 mm (165)

**Plate:** FDT Race Plate

**Binding:** TPX12 DEMO W

**DIN:** 4-12

**Construction:** Sandwich Compound  
Sidewall (2Ti), Trueblend Piste,  
Active Carbon Armor, Duramax  
Construction

**Rocker:** Full Camber

**Core + Key materials:** Trueblend  
Piste, Poplar - Beech

**Factory base bevel:** 0.9°

**Factory side bevel:** 87.7°

**Weight (flat):** 1870 g (size 175)



**PHOENIX R13 Ti +  
TPX12 DEMO W**  
COD: 8A2246 00 001

**Lengths (cm) / Radius (m):**  
144/10, 150/11, 156/12, 162/13,  
168/14

**Sidecut:** 119-72-101 mm (162)

**Plate:** FDT Short High Performance

**Binding:** TPX12 DEMO W

**DIN:** 4-12

**Construction:** Sandwich Compound  
Partial Sidewall (Ti), Trueblend  
Piste, Light Construction

**Rocker:** 3mm Rocker

**Core + Key materials:** Trueblend  
Piste, Poplar - Beech

**Factory base bevel:** 0.9°

**Factory side bevel:** 87.7°

**Weight (flat):** 1450 g (size 162)



**PHOENIX R13 Ca +  
TPC11 DEMO W**  
COD: 8A2247 00 001

**Lengths (cm) / Radius (m):**  
144/10, 150/11, 156/12, 162/13,  
168/14

**Sidecut:** 119-72-101 mm (162)

**Plate:** FDT Free Short

**Binding:** TPC11 DEMO W

**DIN:** 3-11

**Construction:** Sandwich Compound  
Partial Sidewall (Ca), Trueblend  
Piste, Light Construction

**Rocker:** 3mm Rocker

**Core + Key materials:** Trueblend  
Piste, Poplar - Beech

**Factory base bevel:** 0.9°

**Factory side bevel:** 87.7°

**Weight (flat):** 1460 g (size 162)

## PISTE COLLECTION WOMEN TO WOMEN



**PHOENIX R13 Ca  
WIDE BODY + TPC11 DEMO W**  
COD: 8A2249 00 001

**Lengths (cm) / Radius (m):**  
145/11, 150/11.5, 155/12, 160/12.5,  
165/13, 170/14  
**Sidecut:** 125-76-105 mm (165)  
**Plate:** FDT Free Short  
**Binding:** TPC11 DEMO W  
**DIN:** 3-11  
**Construction:** Sandwich Compound  
Partial Sidewall (Ca), Trueblend  
Piste, Light Construction  
**Rocker:** 3 mm Rocker  
**Core + Key materials:** Trueblend  
Piste, Poplar - Beech  
**Factory base bevel:** 0.9°  
**Factory side bevel:** 87.7°  
**Weight (flat):** 1500 g (size 165)



**PHOENIX 7.7 +  
TLT10 DEMO W**  
COD: 8A2311 00 001

**Lengths (cm) / Radius (m):**  
146/11, 153/12, 160/13, 167/14  
**Sidecut:** 121-77-103 mm (160)  
**Plate:** FDT Free Short  
**Binding:** TLT10 DEMO W  
**DIN:** 3-10  
**Construction:** Composite Partial  
Sidewall  
**Rocker:** 6 mm Rocker  
**Core + Key materials:** PU,  
Wood Insert  
**Factory base bevel:** 0.9°  
**Factory side bevel:** 87.7°  
**Weight (flat):** 1650 g (size 167)



**PHOENIX 7.2 +  
TLT10 DEMO W**  
COD: 8A2310 00 001

**Lengths (cm) / Radius (m):**  
146/11, 153/12, 160/13, 167/14  
**Sidecut:** 119-72-102 mm (160)  
**Plate:** FDT Free Short  
**Binding:** TLT10 DEMO W  
**DIN:** 3-10  
**Construction:** Composite Partial  
Sidewall  
**Rocker:** 6 mm Rocker  
**Core + Key materials:** PU,  
Wood Insert  
**Factory base bevel:** 0.9°  
**Factory side bevel:** 87.7°  
**Weight (flat):** 1590 g (size 167)



# ALL MOUNTAIN

# ALL MOUNTAIN



**COCHISE 106**  
 (FLAT)  
 Cod: 8A2250 00 001

**Lengths (cm) / Radius (m):**  
 177/22.5, 185/24, 192/26

**Sidecut:** 136.5-106-124.5 mm (185)

**Sug. binding:** MARKER  
 JESTER 16 ID - 110

**Construction:** Sandwich Compound  
 Sidewall (Ti), Carbon Flipcore  
 Construction

**Rocker:** Rocker-Camber-Rocker

**Core + Key materials:** Poplar - Beech

**Factory base bevel:** 1.3°

**Factory side bevel:** 87.7°

**Weight (flat):** 2320 g (size 185)

**BONAFIDE 97**  
 (FLAT)  
 Cod: 8A2251 00 001

**Lengths (cm) / Radius (m):**  
 165/15, 171/16, 177/17, 183/18.5,  
 189/20

**Sidecut:** 136.5-97-118.5 mm (177)

**Sug. binding:** MARKER  
 GRIFFON 13 ID - 110

**Construction:** Sandwich Compound  
 Sidewall (Ti), Trueblend Flipcore  
 Construction

**Rocker:** Rocker-Camber-Rocker

**Core + Key materials:** Trueblend All-  
 Mountain, Poplar - Beech

**Factory base bevel:** 0.9°

**Factory side bevel:** 87.7°

**Weight (flat):** 2200 g (size 177)

**BRAHMA 88 + TPX12 DEMO**  
 (FLAT)  
 COD: 8A2253 00 001

**Lengths (cm) / Radius (m):**  
 165/14, 171/15, 177/16, 183/17.5,  
 189/19

**Sidecut:** 128-88-110 mm (177)

**Binding:** TPX12 DEMO

**Din:** 4-12

**Construction:** Sandwich Compound  
 Sidewall (Ti), Trueblend Flipcore  
 Construction

**Rocker:** Rocker-Camber-Rocker

**Core + Key materials:** Trueblend All-  
 Mountain, Poplar - Beech

**Factory base bevel:** 0.9°

**Factory side bevel:** 87.7°

**Weight (flat):** 2100 g (size 177)

**BRAHMA 88**  
 (FLAT)  
 COD: 8A2252 00 001

**Lengths (cm) / Radius (m):**  
 165/14, 171/15, 177/16, 183/17.5,  
 189/19

**Sidecut:** 128-88-110 mm (177)

**Sug. binding:** MARKER GRIFFON  
 13 ID - 90

**Construction:** Sandwich Compound  
 Sidewall (Ti), Trueblend Flipcore  
 Construction

**Rocker:** Rocker-Camber-Rocker

**Core + Key materials:** Trueblend All-  
 Mountain, Poplar - Beech

**Factory base bevel:** 0.9°

**Factory side bevel:** 87.7°

**Weight (flat):** 2100 g (size 177)



# ALL MOUNTAIN

# ALL MOUNTAIN WOMEN TO WOMEN



**BRAHMA 82**  
(FLAT)  
Cod: 8A2254 00 001

**Lengths (cm) / Radius (m):** 166/13.5, 173/15, 180/16.5, 187/18.5

**Sidecut:** 121-82-105 mm (180)

**Sug. binding:** MARKER GRIFFON 13 ID - 90

**Construction:** Sandwich Compound Sidewall (Ti), Trueblend Flipcore Construction

**Rocker:** Rocker-Camber-Rocker

**Core + Key materials:** Trueblend All-Mountain, Poplar - Beech

**Factory base bevel:** 0.9°

**Factory side bevel:** 87.7°

**Weight (flat):** 1990 g (size 180)



**COCHISE TEAM**  
(FLAT)  
Cod: 8A2255 00 001

**Lengths (cm) / Radius (m):** 140/13.5, 150/15, 160/16.5

**Sidecut:** 125-95-111 mm (150)

**Sug. binding:** MARKER SQUIRE 10 - 100

**Construction:** Sandwich Compound Partial Sidewall, Flipcore Construction

**Rocker:** Rocker-Camber-Rocker

**Core + Key materials:** Poplar - Beech

**Factory base bevel:** 0.9°

**Factory side bevel:** 87.7°

**Weight (flat):** 1305 g (size 150)



**BLACK PEARL 97**  
(FLAT)  
COD: 8A2274 00 001

**Lengths (cm) / Radius (m):** 153/13, 159/14, 165/15, 171/16, 177/17

**Sidecut:** 136.5-97-118.5 mm (165)

**Sug. binding:** MARKER SQUIRE 11 ID - 110

**Construction:** Sandwich Compound Sidewall, W.S.D. Trueblend Flipcore Construction, Wide Titanal

**Rocker:** Rocker-Camber-Rocker

**Core + Key materials:** Trueblend All-Mountain, Poplar - Beech

**Factory base bevel:** 0.9°

**Factory side bevel:** 87.7°

**Weight (flat):** 1900 g (size 165)



**BLACK PEARL 88 + TPX12 DEMO**  
(FLAT)  
Cod: 8A2276 00 001

**Lengths (cm) / Radius (m):** 147/11, 153/12, 159/13, 165/14, 171/15, 177/16

**Sidecut:** 128-88-110 mm (165)

**Binding:** TPX12 DEMO

**Din:** 4-12

**Construction:** Sandwich Compound Sidewall, W.S.D. Trueblend Flipcore Construction, Wide Titanal

**Rocker:** Rocker-Camber-Rocker

**Core + Key materials:** Trueblend All-Mountain, Poplar - Beech

**Factory base bevel:** 0.9°

**Factory side bevel:** 87.7°

**Weight (flat):** 1740 g (size 165)



**BLACK PEARL 88**  
(FLAT)  
Cod: 8A2275 00 001

**Lengths (cm) / Radius (m):** 147/11, 153/12, 159/13, 165/14, 171/15, 177/16

**Sidecut:** 128-88-110 mm (165)

**Sug. binding:** MARKER SQUIRE 11 ID - 90

**Construction:** Sandwich Compound Sidewall, W.S.D. Trueblend Flipcore Construction, Wide Titanal

**Rocker:** Rocker-Camber-Rocker

**Core + Key materials:** Trueblend All-Mountain, Poplar - Beech

**Factory base bevel:** 0.9°

**Factory side bevel:** 87.7°

**Weight (flat):** 1740 g (size 165)



**BLACK PEARL 82**  
(FLAT)  
Cod: 8A2277 00 002

**Lengths (cm) / Radius (m):** 145/10.5, 152/11.5, 159/12.5, 166/13.5, 173/15

**Sidecut:** 121-82-105 mm (166)

**Sug. binding:** MARKER SQUIRE 11 ID - 90

**Construction:** Sandwich Compound Sidewall, W.S.D. Trueblend Flipcore Construction, Wide Titanal

**Rocker:** Rocker-Camber-Rocker

**Core + Key materials:** Trueblend All-Mountain, Poplar - Beech

**Factory base bevel:** 0.9°

**Factory side bevel:** 87.7°

**Weight (flat):** 1660 g (size 166)

# FREERIDE



## FREERIDE



**SPUR**  
(FLAT)  
COD: 8A0060 00 001

**Lengths (cm) / Radius (m):**  
159/20.5, 169/21.5, 179/24.5,  
189/30.5

**Sidecut:** 147-127-136 mm (179)

**Sug. binding:** MARKER  
GRIFFON 13 ID

**Construction:** Sandwich Compound  
Partial Sidewall (Ti), Flipcore  
Construction

**Rocker:** Rocker-Camber-Rocker

**Core + Key materials:** Isocore,  
Poplar, Beech, Balsa, Pawlonia

**Factory base bevel:** 1.3°

**Factory side bevel:** 87.7°

**Weight (flat):** 2050 g (size 179)



**RUSTLER 11**  
(FLAT)  
COD: 8A2261 00 001

**Lengths (cm) / Radius (m):**  
164/16, 172/17.5, 180/19, 188/21,  
192/23

**Sidecut:** 142-114-132 mm (188)

**Sug. binding:** MARKER  
JESTER 16 ID

**Construction:** Sandwich Compound  
Sidewall , Dynamic Release  
Technology

**Rocker:** Rocker-Camber-Rocker

**Core + Key materials:** Isocore,  
Poplar, Beech, Balsa, Pawlonia

**Factory base bevel:** 1.3°

**Factory side bevel:** 87.7°

**Weight (flat):** 2170 g (size 188)



**RUSTLER 10**  
(FLAT)  
COD: 8A2262 00 001

**Lengths (cm) / Radius (m):**  
164/14.5, 172/16, 180/17.5, 188/19

**Sidecut:** 133-102-122.5 mm (180)

**Sug. binding:** MARKER  
GRIFFON 13 ID -110

**Construction:** Sandwich Compound  
Sidewall , Dynamic Release  
Technology

**Rocker:** Rocker-Camber-Rocker

**Core + Key materials:** Isocore,  
Poplar, Beech, Balsa, Pawlonia

**Factory base bevel:** 0.9°

**Factory side bevel:** 87.7°

**Weight (flat):** 2020 g (size 180)



**RUSTLER 9**  
(FLAT)  
COD: 8A2263 00 001

**Lengths (cm) / Radius (m):**  
164/14, 172/15.5, 180/17, 188/18.5

**Sidecut:** 127.5-94-117 mm (180)

**Sug. binding:** MARKER  
GRIFFON 13 ID -110

**Construction:** Sandwich Compound  
Sidewall , Dynamic Release  
Technology

**Rocker:** Rocker-Camber-Rocker

**Core + Key materials:** Isocore,  
Poplar, Beech, Balsa, Pawlonia

**Factory base bevel:** 0.9°

**Factory side bevel:** 87.7°

**Weight (flat):** 1960 g (size 180)



# FREERIDE WOMEN TO WOMEN



# FREERIDE TEAM EDITION



**SHEEVA 11**  
(FLAT)  
COD: 8A2270 00 001

**Lengths (cm) / Radius (m):** 156/15, 164/16, 172/17.5, 180/19, 188/21

**Sidecut:** 139-112-129 mm (172)

**Sug. binding:** MARKER GRIFFON 13 ID

**Construction:** Sandwich Compound Sidewall , Dynamic Release Technology

**Rocker:** Rocker-Camber-Rocker

**Core + Key materials:** Isocore, Poplar, Beech, Balsa, Pawlonia

**Factory base bevel:** 1.3°

**Factory side bevel:** 87.7°

**Weight (flat):** 1880 g (size 172)



**SHEEVA 10**  
(FLAT)  
COD: 8A2271 00 001

**Lengths (cm) / Radius (m):** 156/13, 164/14.5, 172/16, 180/17.5

**Sidecut:** 131.5-102-121.5 mm (164)

**Sug. binding:** MARKER GRIFFON 13 ID -110

**Construction:** Sandwich Compound Sidewall , Dynamic Release Technology

**Rocker:** Rocker-Camber-Rocker

**Core + Key materials:** Isocore, Poplar, Beech, Balsa, Pawlonia

**Factory base bevel:** 0.9°

**Factory side bevel:** 87.7°

**Weight (flat):** 1760 g (size 164)



**SHEEVA 9**  
(FLAT)  
COD: 8A2272 00 001

**Lengths (cm) / Radius (m):** 148/12.5, 157/13, 164/14, 172/15.5

**Sidecut:** 124-92-114 mm (164)

**Sug. binding:** MARKER SQUIRE 11 ID - 110

**Construction:** Sandwich Compound Sidewall , Dynamic Release Technology

**Rocker:** Rocker-Camber-Rocker

**Core + Key materials:** Isocore, Poplar, Beech, Balsa, Pawlonia

**Factory base bevel:** 0.9°

**Factory side bevel:** 87.7°

**Weight (flat):** 1790 g (size 164)



**RUSTLER TEAM**  
(FLAT)  
COD: 8A2264 00 001

**Lengths (cm) / Radius (m):** 140/11.5, 148/12.5, 156/13, 164/14

**Sidecut:** 118.5-90-108.5 mm (148)

**Sug. binding:** MARKER SQUIRE 10 - 100

**Construction:** Sandwich Compound Partial Sidewall , Dynamic Release Technology

**Rocker:** Rocker-Camber-Rocker

**Core + Key materials:** Poplar - Beech

**Factory base bevel:** 0.9°

**Factory side bevel:** 87.7°

**Weight (flat):** 1230 g (size 148)



**SHEEVA TEAM**  
(FLAT)  
COD: 8A2273 00 001

**Lengths (cm) / Radius (m):** 140/11.5, 148/12.5, 156/13

**Sidecut:** 118.5-90-108.5 mm (148)

**Sug. binding:** MARKER SQUIRE 10 - 100

**Construction:** Sandwich Compound Partial Sidewall , Dynamic Release Technology

**Rocker:** Rocker-Camber-Rocker

**Core + Key materials:** Poplar - Beech

**Factory base bevel:** 0.9°

**Factory side bevel:** 87.7°

**Weight (flat):** 1230 g (size 148)

# FREERIDE/BACK COUNTRY

## FREERIDE BACK COUNTRY



**HUSTLE 11**  
(FLAT)  
COD: 8A2265 00 001

**Lengths (cm) / Radius (m):**  
164/16, 172/17.5, 180/19, 188/21, 192/23

**Sidecut:** 142-114-132 mm (188)

**Sug. binding:** MARKER ALPINIST 12, MARKER KING PIN 13

**Sug. skins:** Skin Backcountry 11 - KOHLA

**Construction:** Sandwich Compound Sidewall, Trueblend Free, Carbon Dynamic Release Technology

**Rocker:** Rocker-Camber-Rocker

**Core + Key materials:** Trueblend Free, Poplar, Beech, Pawlonia

**Factory base bevel:** 1.3°

**Factory side bevel:** 87.7°

**Weight (flat):** 1950 g (size 188)



**HUSTLE 10**  
(FLAT)  
COD: 8A2266 00 001

**Lengths (cm) / Radius (m):**  
156/13, 164/14.5, 172/16, 180/17.5, 188/19

**Sidecut:** 133-102-122.5 mm (180)

**Sug. binding:** MARKER ALPINIST 12, MARKER KING PIN 13

**Sug. skins:** Skin Backcountry 10 - KOHLA

**Construction:** Sandwich Compound Sidewall, Trueblend Free, Carbon Dynamic Release Technology

**Rocker:** Rocker-Camber-Rocker

**Core + Key materials:** Trueblend Free, Poplar, Beech, Pawlonia

**Factory base bevel:** 0.9°

**Factory side bevel:** 87.7°

**Weight (flat):** 1800 g (size 180)



**HUSTLE 9**  
(FLAT)  
COD: 8A2267 00 001

**Lengths (cm) / Radius (m):**  
157/13, 164/14, 172/15.5, 180/17, 188/18.5

**Sidecut:** 127.5-94-117 mm (180)

**Sug. binding:** MARKER ALPINIST 12, MARKER KING PIN 13

**Sug. skins:** Skin Backcountry 9 - KOHLA

**Construction:** Sandwich Compound Sidewall, Trueblend Free, Carbon Dynamic Release Technology

**Rocker:** Rocker-Camber-Rocker

**Core + Key materials:** Trueblend Free, Poplar, Beech, Pawlonia

**Factory base bevel:** 0.9°

**Factory side bevel:** 87.7°

**Weight (flat):** 1750 g (size 180)



- 
- 
- 
- 

Aaron will dive himself in a surreal scenario along a mountain range of endless contrasts, from the mild climate of Merano to the sharp winds of the highest peaks, absorbed into an infinite field of snow.



**UNPREDICTABLE WEATHER, EXTREME CONDITIONS TO WHICH HE'LL HAVE TO ADAPT DAILY USING EVERY POSSIBLE TECHNIQUE, FROM ALPINE SKIING TO SPEED RIDING AND FINALLY PARAGLIDING.**

My winter home - documentary film directed by Luca Curto and produced by Digital Lighthouse in association with Blizzard Tecnica and with the participation of Salewa - is a mix of action, passion and cinematography that tells a sporting story lasting an entire winter made of frenetic ski lines, breathtaking flights and life in a tent wrapped into the disarming peace of the snowy Alps.



SCAN THE QR CODE TO WATCH THE VIDEO

## BACK COUNTRY TOURING



### ZERO G LT 080

(FLAT)

COD: 8A2284 00 001

**Lengths (cm) / Radius (m):**

150/17, 157/17.5, 164/19, 171/21.5, 178/22

**Sidecut:** 115-85-99 mm (171)

**Sug. binding:** MARKER ALPINIST 12

**Sug. skins:** Skin Zero G 80 S (150-164), L (171-178)

**Construction:** Sandwich Compound Partial Sidewall (Carbon), Trueblend Tour, Carbon Drive Light Touring Technology with carbon reinforcements

**Rocker:** Rocker-Camber-Rocker

**Core + Key materials:** Trueblend Tour, Pawlonia - Beech

**Factory base bevel:** 0.9°

**Factory side bevel:** 87.7°

**Weight (flat):** 980 g (size 171)



### ZERO G LT 080 W

(FLAT)

COD: 8A2269 00 001

**Lengths (cm) / Radius (m):**

150/17, 157/17.5, 164/19, 171/21.5, 178/22

**Sidecut:** 115-85-99 mm (171)

**Sug. binding:** MARKER ALPINIST 10

**Sug. skins:** Skin Zero G 80 S (150-164), L (171-178)

**Construction:** Sandwich Compound Partial Sidewall (Carbon), Trueblend Tour, Carbon Drive Light Touring Technology with carbon reinforcements

**Rocker:** Rocker-Camber-Rocker

**Core + Key materials:** Trueblend Tour, Pawlonia - Beech

**Factory base bevel:** 0.9°

**Factory side bevel:** 87.7°

**Weight (flat):** 950 g (size 164)

## BACK COUNTRY TOURING



### ZERO G 105

(FLAT)  
COD: 8A2268 00 001

**Lengths (cm) / Radius (m):**

164/18, 172/20, 180/23, 188/24

**Sidecut:** 133-105-120 mm (180)

**Sug. binding:** MARKER ALPINIST 12

**Sug. skins:** Skin Zero G 105 S (164-172), L (178-185); Skin Zero G 105 - KOHLA

**Construction:** Sandwich Compound Partial Sidewall (Carbon), Carbon Drive Technology 3.0 with carbon reinforcements

**Rocker:** Rocker-Camber-Rocker

**Core + Key materials:** Isocore, Poplar, Beech

**Factory base bevel:** 0.9°

**Factory side bevel:** 87.7°

**Weight (flat):** 1540 g (size 180)



### ZERO G 095

(FLAT)  
COD: 8A2280 00 001

**Lengths (cm) / Radius (m):**

157/19, 164/19.5, 171/22, 178/22, 185/24

**Sidecut:** 127-94-111 mm (178)

**Sug. binding:** MARKER ALPINIST 12

**Sug. skins:** Skin Zero G 95 S (157-171), L (178-185); Skin Zero G 95 - KOHLA

**Construction:** Sandwich Compound Partial Sidewall (Carbon), Carbon Drive Technology 3.0 with carbon reinforcements

**Rocker:** Rocker-Camber-Rocker

**Core + Key materials:** Pawlonia

**Factory base bevel:** 0.9°

**Factory side bevel:** 87.7°

**Weight (flat):** 1260 g (size 178)



### ZERO G 095 W

(FLAT)  
COD: 8A2281 00 001

**Lengths (cm) / Radius (m):**

157/19, 164/19.5, 171/22, 178/22, 185/24

**Sidecut:** 127-94-111 mm (178)

**Sug. binding:** MARKER ALPINIST 10

**Sug. skins:** Skin Zero G 95 S (157-171), L (178-185); Skin Zero G 95 - KOHLA

**Construction:** Sandwich Compound Partial Sidewall (Carbon), Carbon Drive Technology 3.0 with carbon reinforcements

**Rocker:** Rocker-Camber-Rocker

**Core + Key materials:** Pawlonia

**Factory base bevel:** 0.9°

**Factory side bevel:** 87.7°

**Weight (flat):** 1260 g (size 178)



### ZERO G 085

(FLAT)  
Cod: 8A2282 00 001

**Lengths (cm) / Radius (m):**

150/17, 157/17.5, 164/19, 171/21.5, 178/22

**Sidecut:** 115-85-99 mm (171)

**Sug. binding:** MARKER ALPINIST 10

**Sug. skins:** Skin Zero G 85 S (150-164), L (171-178); Skin Zero G 85 - KOHLA

**Construction:** Sandwich Compound Partial Sidewall (Carbon), Carbon Drive Technology 3.0 with carbon reinforcements

**Rocker:** Rocker-Camber-Rocker

**Core + Key materials:** Pawlonia

**Factory base bevel:** 0.9°

**Factory side bevel:** 87.7°

**Weight (flat):** 1110 g (size 171)



### ZERO G 085 W

(FLAT)  
COD: 8A2283 00 001

**Lengths (cm) / Radius (m):**

150/17, 157/17.5, 164/19, 171/21.5, 178/22

**Sidecut:** 115-85-99 mm (171)

**Sug. binding:** MARKER ALPINIST 8

**Sug. skins:** Skin Zero G 85 S (150-164), L (171-178); Skin Zero G 85 - KOHLA

**Construction:** Sandwich Compound Partial Sidewall (Carbon), Carbon Drive Technology 3.0 with carbon reinforcements

**Rocker:** Rocker-Camber-Rocker

**Core + Key materials:** Pawlonia

**Factory base bevel:** 0.9°

**Factory side bevel:** 87.7°

**Weight (flat):** 1110 g (size 171)



### ZERO G RACE

(FLAT)  
COD: 8A1088 00 001

**Lengths (cm) / Radius (m):**

161/24

**Sidecut:** 98-65-78 mm (161)

**Construction:** Sandwich Compound Partial Sidewall Carbon Construction, Carbon Drive

**Rocker:** Rocker-Camber-Rocker

**Core + Key materials:** Pawlonia, Isocore

**Factory base bevel:** 0.9°

**Factory side bevel:** 87.7°

**Weight (flat):** 720 g (size 161)

## BACK COUNTRY TOURING



**ZERO G 094  
APPROACH (FLAT)**  
COD: 8A1052 00 002

**Lengths (cm) / Radius (m):**  
157/15, 164/16, 171/18, 178/20, 185/21  
**Sidecut:** 127-94-111 mm (178)  
**Sug. binding:** MARKER ALPINIST 10,  
MARKER ALPINIST 8  
**Sug. skins:** Skin Zero G 094 Approach  
**Construction:** Sandwich Compound  
Partial Sidewall (Carbon)  
**Rocker:** Rocker-Camber-Rocker  
**Core + Key materials:** Pawlonia  
**Factory base bevel:** 0.9°  
**Factory side bevel:** 87.7°  
**Weight (flat):** 1380 g (size 178)



**ZERO G 084 APPROACH + ALPI-  
NIST DEMO 10-90MM**  
COD: 8A1054 00 001

**Lengths (cm) / Radius (m):**  
150/15, 157/16, 164/18, 171/19, 178/20, 185/22  
**Sidecut:** 115-84-99 mm (171)  
**Sug. binding:** ALPINIST 10 DEMO 90mm  
**Sug. skins:** Skin Zero G 084 Approach  
**Din:** 3-10  
**Construction:** Sandwich Compound Partial  
Sidewall (Carbon)  
**Rocker:** Rocker-Camber-Rocker  
**Core + Key materials:** Pawlonia  
**Factory base bevel:** 0.9°  
**Factory side bevel:** 87.7°  
**Weight (flat):** 1240 g (size 171)



**ZERO G 084  
APPROACH (FLAT)**  
COD: 8A1053 00 001

**Lengths (cm) / Radius (m):**  
150/15, 157/16, 164/18, 171/19, 178/20, 185/22  
**Sidecut:** 115-84-99 mm (171)  
**Sug. binding:** MARKER ALPINIST 12, MARKER  
KING PIN 13  
**Sug. skins:** Skin Zero G 084 Approach  
**Construction:** Sandwich Compound Partial  
Sidewall (Carbon)  
**Rocker:** Rocker-Camber-Rocker  
**Core + Key materials:** Pawlonia  
**Factory base bevel:** 0.9°  
**Factory side bevel:** 87.7°  
**Weight (flat):** 1240 g (size 171)



JUNIOR

**FIREBIRD COMP. JR + FDT JR 7**

COD: 8A0016 00 001

**Lengths (cm) / Radius (m):**

100/7, 110/8, 120/9, 130/10, 140/11, 150/12

**Sidecut:** 104-69-91(100) /

106-69-91(110) / 111-69-91(120) / 113-69-93(130) / 116-70-96(140) / 118-70-98 (150)

**Plate:** FDT Junior Rental Plate S (100 - 120), L (130 - 150)**Binding:** FDT JR 7**DIN:** 2-7**FIREBIRD COMP. JR + FDT JR 4.5**

COD: 8A0017 00 001

**Lengths (cm) / Radius (m):**

100/7, 110/8, 120/9, 130/10, 140/11, 150/12

**Sidecut:** 104-69-91(100) /

106-69-91(110) / 111-69-91(120) / 113-69-93(130) / 116-70-96(140) / 118-70-98 (150)

**Plate:** FDT Junior Rental Plate S (100 - 120), L (130 - 150)**Binding:** FDT JR 4.5**DIN:** 0.5-4.5**Construction:** Sandwich Compound Partial Sidewall, Racing Construction**Rocker:** Full Camber**Core + Key materials:** Poplar - Beech**Factory base bevel:** 0.9°**Factory side bevel:** 87.7°**Weight (flat):** 980 g (size 140)**FIREBIRD RC JR + FDT JR 7**

COD: 8A0090 00 001

**Lengths (cm) / Radius (m):**

130/11, 140/12, 150/13, 160/14

**Sidecut:** 113-70-99 mm (140)**Plate:** FDT Junior Rental Plate L**Binding:** FDT JR 7**DIN:** 2-7**Construction:** Composite Partial Sidewall**Rocker:** Full camber**Core + Key materials:** PU**Factory base bevel:** 0.9°**Factory side bevel:** 87.7°**FIREBIRD JR (70-90) + FDT JR 4.5**

COD: 8A1113 00 001

**Lengths (cm) / Radius (m):**

70/3, 80/4, 90/5

**Sidecut:** 102-67-89 (70 - 90)**Plate:** FDT Junior Rental Plate S**Binding:** FDT JR 4.5**DIN:** 0.5-4.5**FIREBIRD JR (100-140) + FDT JR 4.5**

COD: 8A1114 00 001

**Lengths (cm) / Radius (m):**

100/6, 110/7, 120/8, 130/10, 140/12

**Sidecut:** 104-67-93 mm (110)**Plate:** FDT Junior Rental Plate S (70 - 110), L (120 - 140)**Binding:** FDT JR 4.5**DIN:** 0.5-4.5**FIREBIRD JR L (110-140) + FDT JR 7**

COD: 8A1115 00 001

**Lengths (cm) / Radius (m):**

110/7, 120/8, 130/10, 140/12

**Sidecut:** 106-67-95 mm (130)**Plate:** FDT Junior Rental Plate L (120 - 140)**Binding:** FDT JR 7**DIN:** 2-7**Construction:** Composite**Core + Key materials:** PU**Factory base bevel:** 0.9°**Factory side bevel:** 87.7°

## JUNIOR



### BRAHMA JR (70-90) + FDT JR 4.5

COD: 8A0094 00 001

**Lengths (cm) / Radius (m):**  
70/3, 80/4, 90/5

**Sidecut:** 102-67-89 mm (70-90)

**Plate:** FDT Junior Rental Plate S

**Binding:** FDT JR 4.5

**DIN:** 0.5-4.5

### BRAHMA JR (100-140) + FDT JR 4.5

COD: 8A0095 00 001

**Lengths (cm) / Radius (m):**  
100/6, 110/7, 120/8, 130/10, 140/12

**Sidecut:** 104-67-93 mm (110)

**Plate:** FDT Junior Rental Plate S (70-110), L (120-140)

**Binding:** FDT JR 4.5

**DIN:** 0.5-4.5

### BRAHMA JR L (110-140) + FDT JR 7

COD: 8A0096 00 001

**Lengths (cm) / Radius (m):**  
110/7, 120/8, 130/10, 140/12

**Sidecut:** 106-67-95 mm (130)

**Plate:** FDT Junior Rental Plate S (110), L (120-140)

**Binding:** FDT JR 7

**DIN:** 2-7

**Construction:** Composite

**Core + Key materials:** PU

**Factory base bevel:** 0.9°

**Factory side bevel:** 87.7°



### RUSTLER TWIN JR + FDT JR 7 WB

COD: 8A0100 00 001

**Lengths (cm) / Radius (m):**  
108/8, 118/9, 128/11, 138/12, 148/14

**Sidecut:** 99-72-90 mm (108),

105-74-96 mm (118-128),

109-76-99 mm (138-148)

**Plate:** FDT JR Rental S (108-128),

FDT JR Rental L (138-148)

**Binding:** FDT JR 7 WB

**DIN:** 2-7

### RUSTLER TWIN JR + FDT JR 4.5 WB

COD: 8A0101 00 001

**Lengths (cm) / Radius (m):**  
108/8, 118/9, 128/11, 138/12, 148/14

**Sidecut:** 99-72-90 mm (108),

105-74-96 mm (118-128),

109-76-99 mm (138-148)

**Plate:** FDT JR Rental S (108-128),

FDT JR Rental L (138-148)

**Binding:** FDT JR 4.5 WB

**DIN:** 0.5-4.5

**Construction:** Composite Partial Sidewall

**Core + Key materials:** PU

**Factory base bevel:** 0.9°

**Factory side bevel:** 87.7°



W2

WOMEN 2 WOMEN

### SHEEVA TWIN JR + FDT JR 7 WB

COD: 8A0102 00 001

**Lengths (cm) / Radius (m):**  
108/8, 118/9, 128/11, 138/12, 148/14

**Sidecut:** 99-72-90 mm (108),

105-74-96 mm (118-128),

109-76-99 mm (138-148)

**Plate:** FDT JR Rental S (108-128),

FDT JR Rental L (138-148)

**Binding:** FDT JR 7 WB

**DIN:** 2-7

### SHEEVA TWIN JR + FDT JR 4.5 WB

COD: 8A0103 00 001

**Lengths (cm) / Radius (m):**  
108/8, 118/9, 128/11, 138/12, 148/14

**Sidecut:** 99-72-90 mm (108),

105-74-96 mm (118-128),

109-76-99 mm (138-148)

**Plate:** FDT JR Rental S (108-128),

FDT JR Rental L (138-148)

**Binding:** FDT JR 4.5 WB

**DIN:** 0.5-4.5

**Construction:** Composite Partial Sidewall

**Core + Key materials:** PU

**Factory base bevel:** 0.9°

**Factory side bevel:** 87.7°



# RENTAL



NEW

**FIREBIRD RC Ca + TPC10 DEMO**

COD: 8A2290 00 001

**Lengths (cm) / Radius (m):**

148/11, 154/12, 160/13, 166/13.5, 172/14.5, 178/15.5

**Sidecut:** 121-71-104 mm (172)

**Plate:** FDT Rental Plate

**Binding:** TPC10 DEMO

**DIN:** 3-10

**Construction:** Sandwich Compound Sidewall (Ca),

**Rocker:** Full Camber

**Core + Key materials:** Poplar - Beech

**Factory base level:** 0.9°

**Factory side level:** 87.7°



NEW

**FIREBIRD Ti + TPC10 DEMO**

COD: 8A2289 00 001

**Lengths (cm) / Radius (m):**

148/11, 154/12, 160/13, 166/13.5, 172/14.5, 178/15.5

**Sidecut:** 121-71-104 mm (172)

**Plate:** FDT Rental Plate

**Binding:** TPC10 DEMO

**DIN:** 3-10

**Construction:** Sandwich Compound Sidewall (Ti)

**Rocker:** Full Camber

**Core + Key materials:** Poplar - Beech

**Factory base level:** 0.9°

**Factory side level:** 87.7°



NEW

**FIREBIRD Ti + TPC10 DEMO**

COD: 8A2291 00 001

**Lengths (cm) / Radius (m):**

148/11, 154/12, 160/13, 166/13.5, 172/14.5, 178/15.5

**Sidecut:** 121-71-104 mm (172)

**Plate:** FDT Rental Plate

**Binding:** TPC10 DEMO

**DIN:** 3-10

**Construction:** Sandwich Compound Partial Sidewall (Ti)

**Rocker:** Full Camber

**Core + Key materials:** Poplar - Beech

**Factory base level:** 0.9°

**Factory side level:** 87.7°



NEW

**BRAHMA 88 SP + TCX11 DEMO-90**

COD: 8A2286 00 001

**Lengths (cm) / Radius (m):**

147/11, 153/12, 159/13, 165/14, 171/15.5, 177/17, 183/19

**Sidecut:** 128-88-110 mm (177)

**Plate:** FDT Free Plate

**Binding:** TCX11 DEMO-90

**DIN:** 4-11

**Construction:** Sandwich Compound Sidewall

**Rocker:** Rocker-Camber-Rocker

**Core + Key materials:** Poplar - Beech

**Factory base level:** 0.9°

**Factory side level:** 87.7°



NEW

**BRAHMA 82 SP + TPC10 DEMO**

COD: 8A2285 00 001

**Lengths (cm) / Radius (m):**

145/10.5, 152/11.5, 159/12.5, 166/13.5, 173/15, 180/16.5

**Sidecut:** 121-82-105 mm (180)

**Plate:** FDT Free Plate

**Binding:** TPC10 DEMO

**DIN:** 3-10

**Construction:** Sandwich Compound Sidewall

**Rocker:** Rocker-Camber-Rocker

**Core + Key materials:** Poplar - Beech

**Factory base level:** 0.9°

**Factory side level:** 87.7°

RENTAL

RENTAL  
WOMEN TO WOMEN



**WCR + TLT10 DEMO**

COD: 8A2312 00 001

**Lengths (cm) / Radius (m):**

139/10, 146/11, 153/12, 160/13, 167/14, 174/15

**Sidecut:** 121-72-104 mm (167)

**Plate:** FDT Rental Plate

**Binding:** TLT10 DEMO

**DIN:** 3-10

**Construction:** Composite Partial Sidewall, Wood Insert, Rental-Tec Technology

**Rocker:** 6 mm Rocker

**Core + Key materials:** PU, Wood Insert

**Factory base level:** 0.9°

**Factory side level:** 87.7°



**WCR + TLT10 DEMO**

COD: 8A2313 00 002

**Lengths (cm) / Radius (m):**

139/10, 146/11, 153/12, 160/13, 167/14, 174/15

**Sidecut:** 121-72-104 mm (167)

**Plate:** FDT Rental Plate

**Binding:** TLT10 DEMO

**DIN:** 3-10

**Construction:** Composite Partial Sidewall, Wood Insert, Rental-Tec Technology

**Rocker:** 6 mm Rocker

**Core + Key materials:** PU, Wood Insert

**Factory base level:** 0.9°

**Factory side level:** 87.7°



**XCR + TLT10 DEMO**

COD: 8A0117 00 001

**Lengths (cm) / Radius (m):**

139/10, 146/11, 153/12, 160/13, 167/14, 174/15

**Sidecut:** 123-77-105 mm (167)

**Plate:** FDT Rental Plate

**Binding:** TLT10 DEMO

**DIN:** 3-10

**Construction:** Composite Partial Sidewall, Wood Insert, Rental-Tec Technology

**Rocker:** 6 mm Rocker

**Core + Key materials:** PU, Wood Insert

**Factory base level:** 0.9°

**Factory side level:** 87.7°



**BLACK PEARL 88 SP + TCX11 DEMO-90**

COD: 8A2288 00 001

**Lengths (cm) / Radius (m):**

147/11, 153/12, 159/13, 165/14, 171/15, 177/16

**Sidecut:** 128-88-110 mm (165)

**Plate:** FDT Free Plate

**Binding:** TCX11 DEMO-90

**DIN:** 4-11

**Construction:** Sandwich Compound Sidewall

**Rocker:** Rocker-Camber-Rocker

**Core + Key materials:** Trueblend All-Mountain, Poplar - Beech

**Factory base level:** 0.9°

**Factory side level:** 87.7°



**BLACK PEARL 82 SP + TPC10 DEMO**

COD: 8A2287 00 001

**Lengths (cm) / Radius (m):**

145/10.5, 152/11.5, 159/12.5, 166/13.5, 173/15

**Sidecut:** 121-82-105 mm (166)

**Plate:** FDT Free Plate

**Binding:** TPC10 DEMO

**DIN:** 3-10

**Construction:** Sandwich Compound Sidewall

**Rocker:** Rocker-Camber-Rocker

**Core + Key materials:** Poplar - Beech

**Factory base level:** 0.9°

**Factory side level:** 87.7°



**ELEVATE 7.7 + TLT10 DEMO W**

COD: 8A9318 00 001

**Lengths (cm) / Radius (m):**

139/10, 146/11, 153/12, 160/13, 167/14

**Sidecut:** 121-77-103 mm (160)

**Plate:** FDT Rental Plate

**Binding:** TLT10 DEMO W

**DIN:** 3-10

**Construction:** Composite Partial Sidewall, Wood Insert, Rental-Tec Technology

**Rocker:** 6 mm Rocker

**Core + Key materials:** PU, Wood Insert

**Factory base level:** 0.9°

**Factory side level:** 87.7°



**ELEVATE 7.2 + TLT10 DEMO W**

COD: 8A0121 00 001

**Lengths (cm) / Radius (m):**

139/10, 146/11, 153/12, 160/13, 167/14

**Sidecut:** 119-72-102 mm (160)

**Plate:** FDT Rental Plate

**Binding:** TLT10 DEMO W

**DIN:** 3-10

**Construction:** Composite Partial Sidewall, Wood Insert, Rental-Tec Technology

**Rocker:** 6 mm Rocker

**Core + Key materials:** PU, Wood Insert

**Factory base level:** 0.9°

**Factory side level:** 87.7°

BLIZZARD

# ACCESSORIES



## BINDINGS

POWERED BY  **MARKER**



**RACE XCOMP 24**  
COD: 8C0080 00 001  
**RACE XCOMP 18**  
COD: 8C0082 00 001  
**RACE XCOMP 16**  
COD: 8C0084 00 001  
**RACE XCOMP 12**  
COD: 8C0086 00 001



**RACE 10**  
COD: 8C8087 00 001  
**RACE 8**  
COD: 8C8088 00 001  
**RACE 10 TCX**  
COD: 8C8089 00 001



**MARKER JESTER 16 ID -110**  
COD: 8C0046 00 001



**MARKER BARON 13 L 305-365 - 110 MM**  
COD: 8C0042 00 001



**MARKER BARON 13 S 265-325 - 110 MM**  
COD: 8C0044 00 001  
**MARKER GRIFFON 13 ID - 90**  
COD: 8C0049 00 001  
**MARKER GRIFFON 13 ID - 110**  
COD: 8C0050 00 001  
**MARKER GRIFFON 13 TCX DEMO - 90**  
COD: 8C0051 00 001  
**MARKER GRIFFON 13 TCX DEMO - 110**  
COD: 8C0052 00 001



**MARKER SQUIRE 11 ID - 90**  
COD: 8C1054 00 001  
**MARKER SQUIRE 11 ID - 110**  
COD: 8C1056 00 001  
**MARKER SQUIRE 10 - 100 + SCREW KIT**  
COD: 8C1057 00 001  
**MARKER SQUIRE 11 TCX DEMO - 90**  
COD: 8C1061 00 001  
**MARKER SQUIRE 11 TCX DEMO - 110**  
COD: 8C1059 00 001



**DUKE PT 16; 125 MM**  
COD: 8C0040 00 001  
**DUKE PT 16; 100 MM**  
COD: 8C0045 00 001  
**DUKE PT 12; 125 MM**  
COD: 8C0041 00 001  
**DUKE PT 12; 100 MM**  
COD: 8C0043 00 001

# BINDINGS

POWERED BY  **MARKER**



**MARKER KING PIN 10 - 100 MM**  
COD: 8C2161 00 001

**MARKER KING PIN 10 DEMO -100 MM**  
COD: 8C2163 00 001

**MARKER KING PIN 13 - 100 MM**  
COD: 8C2164 00 001

**MARKER KING PIN 13 - 125 MM**  
COD: 8C2165 00 001

**MARKER KING PIN 13 DEMO - 125 MM**  
COD: 8C2162 00 001



**MARKER KING PIN M-WERKS 12 - 100 MM**  
COD: 8C2166 00 001

**MARKER KING PIN M-WERKS 12 - 125 MM**  
COD: 8C2167 00 001



**RACE XCELL HEEL DEMO PLATE**  
COD: 8B2015 00 001



**ALU PRO PLATE**  
COD: 8B2026 00 001



**WORLD CUP PC SPEED PLATE**  
COD: 8B2027 00 001



**JUNIOR RACE INTERFACE PIVOT; BULK**  
COD: 8B2030 00 001

**WORLD CUP PC INTERFACE GS SL; BULK**  
COD: 8B2028 00 001

**JUNIOR RACE INTERFACE SHORT; BULK**  
COD: 8B2031 00 001

**WORLD CUP PC INTERFACE GS SL 14 MM; BULK**  
COD: 8B2029 00 001

**RACING TUNING KIT TCX; X COMP**  
COD: 8B2016 00 001

**JUNIOR RACE LIFTER (2PCS)**  
COD: 8B2017 00 00



**MARKER ALPINIST 12 (W/O BRAKE)**  
COD: 8C2150 00 01

**MARKER ALPINIST 12; 90 MM**  
COD: 8C2151 00 01

**MARKER ALPINIST 10 (W/O BRAKE)**  
COD: 8C2152 00 01

**MARKER ALPINIST 10; 90 MM**  
COD: 8C2153 00 01

**MARKER ALPINIST 8 (W/O BRAKE)**  
COD: 8C2154 00 01



**MARKER ALPINIST 8; 90 MM**  
COD: 8C2155 00 01

**MARKER ALPINIST 12 LONG TRAVEL (W/O BRAKE)**  
COD: 8C2156 00 11

**MARKER ALPINIST 10 LONG TRAVEL (W/O BRAKE)**  
COD: 8C2157 00 01



**MARKER ALPINIST DEMO 10; 105 MM**  
COD: 8C2158 00 01

**MARKER ALPINIST DEMO 10; 90 MM**  
COD: 8C2159 00 01

**MARKER ALPINIST DEMO 8; 90 MM**  
COD: 8C2160 00 01



**DIN ADAPTER AT BOOT (2 PCS)**  
COD: 8B2007 00 001



**CRAMPON ALPINIST KINGPIN 90 MM**  
COD: 8B2010 00 001

**CRAMPON ALPINIST KING PIN 105 MM**  
COD: 8B2011 00 001

**CRAMPON ALPINIST KING PIN 125 MM**  
COD: 8B2012 00 001

**CRAMPON DUKE PT 105 MM**  
COD: 8B2013 00 001

**CRAMPON DUKE PT 125 MM**  
COD: 8B2014 00 001

**TOURING LEASH PINTECH**  
COD: 8B2009 00 00

## BRAKES

**MARKER ALPINIST BRAKE; 90 MM**  
COD: 8B2001 00 001

**MARKER ALPINIST BRAKE; 105 MM**  
COD: 8B2002 00 001

**MARKER ALPINIST BRAKE; 115 MM**  
COD: 8B2003 00 001

**MARKER ALPINIST LONG TRAVEL BRAKE; 90 MM**  
COD: 8B2004 00 001

**MARKER ALPINIST LONG TRAVEL BRAKE; 105 MM**  
COD: 8B2005 00 001

**BRAKE ROYAL 136 MM**  
COD: 8B2006 00 001

**BRAKE ROYAL, TOUR 110 MM**  
COD: 839249 00 001

**BRAKE UNIVERSAL, ROYAL, TOUR 90 MM**  
COD: 839250 00 001

**BRAKE KINGPIN 75-100 MM**  
COD: 8B0004 00 001

**BRAKE KINGPIN 100-125 MM**  
COD: 8B0005 00 001

**AFD PLATFORM KINGPIN**  
COD: 8B2008 00 001

## MOUNTING TOOLS

**MOUNTING TOOL DUKE PT**  
COD: 8B2018 00 001

**MOUNTING TOOL KINGPIN, KINGPIN DEMO, ALPINIST**  
COD: 8B2019 00 001

**MOUNTING TOOL UNIVERSAL**  
COD: 8B2021 00 001

**MOUNTING TOOL KINGPIN DEMO, ALPINIST DEMO**  
COD: 8B2020 00 001

**MOUNTING TOOL DUKE EPF**  
COD: 8B2022 00 001

**MOUNTING TOOL DUKE/BARON/TOUR S&L**  
COD: 8B2023 00 001

**MOUNTING TOOL JESTER DEMO/XCELL DEMO/FDT**  
COD: 8B2024 00 001

**INSTAL. TOOL WC PLATE, JUNIOR RACE INTERFACE 2; 61-117 MM**  
COD: 8B2025 00 001

## HUSTLE SKINS



**SKIN BACKCOUNTRY 11 - KOHLA**  
COD: 8B2113 00 001

**SKIN BACKCOUNTRY 10 - KOHLA**  
COD: 8B2114 00 001

**SKIN BACKCOUNTRY 9 - KOHLA**  
COD: 8B2115 00 001

## ZERO G APPROACH SKINS



**SKIN ZERO G 084 APPROACH (150-157)**  
COD: 8B1010 00 001

**SKIN ZERO G 084 APPROACH (164-172)**  
COD: 8B1011 00 001

**SKIN ZERO G 084 APPROACH (178-185)**  
COD: 8B1012 00 001

**SKIN ZERO G 084 APPROACH (157-164-172)**  
COD: 8B1013 00 001

**SKIN ZERO G 084 APPROACH (178-185)**  
COD: 8B1014 00 001

## ZERO G SKINS



**SKIN ZERO G 80 S (150-164)**  
COD: 8B2102 00 001

**SKIN ZERO G 80 L (171-178)**  
COD: 8B2101 00 001

**SKIN ZERO G 85 S (150-164)**  
COD: 8B9012 00 001

**SKIN ZERO G 85 L (171-178)**  
COD: 8B9010 00 001

**SKIN ZERO G 95 S (157-171)**  
COD: 8B1016 00 001

**SKIN ZERO G 95 L (178-185)**  
COD: 8B9014 00 001

**SKIN ZERO G 105 S (164-172)**  
COD: 8B0018 00 001

**SKIN ZERO G 105 L (180-188)**  
COD: 8B0020 00 001

**SKIN UP TILL 125 MM**  
COD: 8B0022 00 001

**SKIN ZERO G 85 - KOHLA**  
COD: 8B2112 00 001

**SKIN ZERO G 95 - KOHLA**  
COD: 8B2111 00 001

**SKIN ZERO G 105 - KOHLA**  
COD: 8B2110 00 001



TECNICA

# TECHNOLOGIES

# CLIMB HIGHER, SKIN FARTHER, SKI STEEPER

NEW ZERO G PEAK



## DOWNHILL PERFORMANCE



### WRAPPING SHELL CONSTRUCTION

In keeping with Tecnica's high-performance overlap boot construction, the new Zero G Peak shell construction combines the wrapping fit of a high-performance boot with the walkability of a touring boot.

Once you close the shell buckle with the cable system, the foot is firmly wrapped for uncompromising downhill performance.

### T-HIKE MECHANISM

The T-Hike is a lighter interpretation of the Zero G Tour Double Blocking Mechanism. It offers strong, progressive flex and great lateral power transmission.

The shell is connected to the cuff at two separate points, and once in hiking mode it guarantees unrestricted walkability. In addition, the internal spoiler delivers unique solidity to the boot on downhill.



### POWER FRAME & CARBON CO-INJECTION

Thanks to a new generation of carbon co-injected shell material, the Zero G Peak is strong, powerful and smooth while skiing.

The Power Frame construction increases stiffness and torsional resistance, yet allows to reduce the thickness of the shell.



## BEST FIT OUT OF THE BOX WITH C.A.S. TECHNOLOGY



### C.A.S. LIGHT LINER

Our Zero G Peak liners are anatomically pre-shaped to deliver the best fit out of the box.

The dual-density, C.A.S. microcellular material around the heel area is positioned to deliver great heel retention. If required, C.A.S. material can be grinded and thermo-molded for further personalization.

The new flex structure on the back of the liner guarantees even easier hiking. In addition, it features Recco reflector technology for additional safety.

Finally, the waterproof, breathable membrane keeps feet warm and dry all day long.



### C.A.S. SHELL

C.A.S. dimples on the shell reduce surface tension and facilitate the thermo-customization process.

The design of the shell and cuff makes walking easier. Underfoot, the shallower toe and heel lugs allow better walkability, and are designed to accept crampons for tougher hikes and ascents.



## TECHNICAL FEATURES

### CARBON FIBER CUFF

The Zero G Peak Carbon features a carbon fiber cuff that delivers solid, yet progressive flex while skiing.

Softer flaps on the front ensure that the cuff wraps perfectly around the leg.



### WATERPROOF GAITER

The waterproof gaiter fabric keeps feet warm and dry for all-day comfort.

Its elasticated top ensures an easy step-in and out.

### FREE MOVE

Our new hinge points technology allows frictionless movement, saving energy when hiking on long ski-touring days.

The range of motion is 75° for an unlimited pivotal range for more effective climbing even on the steepest ascents.



## TECHNICAL FEATURES



### VIBRAM

The Zero G Peak soles are designed to give optimal traction grip in all types of terrain. The dual-density Vibram sole material has a more durable rubber compound at the heel and toe, while the remaining surface area is more damped and grippy.



### POWER LOCK

The Power Lock closure strap provides perfect control and more precise power transmission. The hook eliminates the need to open the strap completely, saving you time.



### CARBON REINFORCED SOLE

By reinforcing the sole area with carbon, we have made this boot 10% stiffer in terms of torsional rigidity compared to conventional boots (according to tests conducted by the Engineering Department at the University of Padova).



### SPOILER WITH FORWARD LEAN ADJUSTMENT

Whether it's touring or high-performance skiing, with the wedge spoiler you can adjust the forward lean to get your boot just the way you want it. The Zero G Peak is delivered with a 13° forward-lean set-up, and the spoiler adds another +2° of forward lean. The ramp angle is 3.5°.



### QUICK-STEP-IN INSERTS

The inserts of the Zero G Peak make entry into all low-tech bindings easier. The inserts are positioned as far back as possible to improve walkability, and Quick-Step-in technology makes it easier to enter pin bindings.



### WEIGHT

**990 g** (265mp)  
Zero G Peak Carbon

**980 g** (265mp)  
Zero G Peak

# PERFORMANCE EFFICIENCY

NEW TECNICA MACH1 HV

**M**  
MACH 1 HV



## T.DRIVE

A TRUE GAME CHANGER TECHNOLOGY TO IMPROVE PERFORMANCE AND COMFORT THANKS TO A REVOLUTIONARY SHELL-TO-CUFF CONNECTION.

NOW AVAILABLE IN ALL THREE VOLUMES.

**LV**

**MV**

**HV**



MACH1 LV 130 TD

MACH1 MV 130 TD

MACH1 HV 130 TD

## T.DRIVE

### DRIVE PRECISION

The T-Drive dynamic carbon connector creates a longer lever arm compared to traditional ski boots.

This allows:

- Quicker edge to edge transition
- Increased lateral power and stability
- Edge drive precision



### PERFORMANCE EFFICIENCY

The T-Drive technology creates a stronger and more effective connection between the cuff and the shell, that delivers a more consistent flex and reduces plastic deformation. This means that the boots perform better with less effort. They do the work for you so you can ski longer and better.



**10%**  
More efficient energy transmission

**25%**  
Increasing of the lateral power

**20%**  
Increasing of the edge stability

**10%**  
Less material deformation

**FLEX**  
Different flex (more progressive)

**COMFORT**  
Bootfitting is not affected

### ENHANCED COMFORT

The T-Drive technology provides a constant flex regardless of temperatures, which reduces shell deformation and delivers a more consistent fit.

And since the support comes from the T-Drive, the material of the shell and cuff is softer. As a result, the boots wrap better and are easier to get on and off, without compromising the performance.



## PERFECT FIT OUT OF THE BOX

The anatomical shape of the liner and shell are the key to a great out-of-the-box fit.

The closer the liner and shell match the natural shape of the foot, the better the fit and performance will be.

**LV**  
Low Volume

**MV**  
Mid Volume

**HV**  
High Volume



### VOLUME STORY

Best fit out-of-the-box. Precise anatomical shape results in an accurate fit that offers more comfort and better performance.

To guarantee the perfect fit matching every foot-shape the Mach1 series is offered in 3 different volumes:

- Low volume: 98 mm
- Mid volume: 100 mm
- High volume: 103 mm

**LV**

**MV**

**HV**



98 mm

100 mm

103 mm

## C.A.S. – CUSTOM ADAPTIVE SHAPE

The C.A.S. fit system gives you the ability to truly customize your skiboot for an absolute personal fit.



## TECHNICAL FEATURES



### C.A.S. SHELL

The C.A.S. shell has an anatomical shape that matches the foot shape. This allows for a better out-of-the-box fit. The dimples on the shell reduce surface tension and facilitate the thermo customization process, making boot fitters' life easier. The shell materials allow better and longer retention of the customized shape.

### C.A.S. LINER

The C.A.S. liners are anatomically shaped for optimal comfort and great heel hold.

The dual density micro-cells material is durable and easy to customize.

For unmatched personal customization the C.A.S. liner can be thermo-molded, punched and grinded.



### C.A.S. TONGUE

A great addition to the C.A.S. customization system. The C.A.S. Tongue can be thermoformed in a few minutes to perfectly match the shape of your shin.

- 3D custom shape of the tongue
- Solves the problem of shin pain
- Increases the performance
- Easy to thermoform



### ASYMMETRIC POWER TRANSMISSION

The inside of the boot is made with thicker plastic to increase support where needed.

This provides more lateral power transmission and increased edge grip.

### QUICK INSTEP

The instep material is softer, making stepping in and out easy and avoiding unnecessary pain, especially at low temperatures. It provides also more walkability to the front.



### POWER LOCK

The Power Lock strap provides perfect control and more precise power transmission. The hook eliminates the need to open the strap completely, saving you time.

### LIFT LOCK BUCKLES

The Lift Lock System makes your life easier because it automatically keeps the buckles open while you step in and out of the boots.





## RECYCLE YOUR BOOTS

### GIVE YOUR OLD SKIBOOT A SECOND LIFE

#### PLASTIC WASTE IS A PROBLEM

Recycle Your Boots was born from the consciousness that our society globally is producing an enormous quantity of waste. And that plastic has become a big problem for our planet, literally as big as a continent.

When old skiboos reach the end of their usable life, they often end up in a dump or are burned in waste-to-energy plants.

We want to make it possible for anyone who wants to get a new pair of skiboos, to return their old ones, from any brand. Tecnica will recycle the old pair completely, in a transparent and sustainable process.

Tecnica is launching the Recycle Your Boots campaign to make a circular economy the new business model for the ski industry. The collecting and recycling initiative has been adopted by the LIFE programme – the EU's funding instrument for the environment and climate action – and will be effective across eight European countries as early as this winter season.

**“WE ARE AT THE BEGINNING OF A NEW WAY OF CONCEIVING THE SKIBOOT LIFE CYCLE. RECYCLE YOUR BOOTS IS NOT THE FINAL ANSWER, NOT YET, BUT IT IS A SITE OF CONSTANT INNOVATION.”**

## HOW DOES IT WORK?

WHAT HAPPENS TO YOUR OLD SKI BOOTS WHEN YOU LEAVE THEM IN THE SHOP?

### TRANSPORTATION

The old ski boots are carried to the collection center in Italy using reduced environmental impact vehicles. We have a dedicated transportation plan, that keeps the number of collections to a minimum and optimize the routes to prevent unnecessary travel.



### DISMANTLING

A ski boot is made of some 120 components, 70 of which are in the liner. Once the ski boots get to the collection center, the liners are removed and plastic and metal components are separated from each other and moved to the transformation center.



### TRANSFORMATION

The 120 components, after being pre-selected and separated, are shredded, and then washed. Metals are divided into ferrous and non-ferrous materials and plastics are sorted into polyurethane and polypropylene. Obtaining second generation materials makes it possible to use fewer natural resources.



### WHAT DO WE GET?

In the end, what is left of the ski boot? Little grains of plastic and a pile of aluminum, ready to be recast and reused in industrial production.



### REGENERATION

Metals recovered during this transformation process are then introduced back to the market to make new skiboot buckles, or for other applications, such as bicycle frames or structural elements.

When it comes to the plastics, we regenerate two types: polypropylene (PP) and thermoplastic polyurethane (TPU). Our PP granules are used to make new office chairs, garden furniture, flooring and containers. This avoids having to produce virgin PP through carbon fossil fuels and saves CO2 emissions. TPU is used in the world of both sports and tradition-


al footwear – to make soles, inserts, reinforcements and wedges.

Part of this plastic material is used directly to make components for new skiboos from our brands. For example, the wedges inside the shells, cuff reinforcements, heel and toe sections and rear spoilers.

We are studying several possible applications for to recycle liners too, such as using the recovered materials in the production of new protection mattresses for ski slopes.



FIND OUT MORE



TECNICA

# COLLECTION

# RACE WC FIS / RACE HIGH PERFORMANCE



## RACE WC FIS



NEW

### FIREBIRD WC 150

SIZES: UK 5 - 10

COD: 101815 01 D51

**Shell:** PU  
**Cuff:** PU  
**Liner:** RACE DEPT.- WC with laces- floating tongue  
**Canting:** Double canting screwed  
**Spoiler:** Velcro Spoiler  
**Powerstrap:** 40 mm Dynamic Power Strap with Power Lock - Hard  
**Buckles:** 4 micro race WC screwed  
**Soles:** WC (grinding before use)  
**Weight:** 2500 g (UK 7 - MP 260)



LAST 93



VOLUME ELV



FLEX 150



NEW

### FIREBIRD WC 130

SIZES: UK 3 - 10

COD: 101816 01 D51

**Shell:** PU  
**Cuff:** PU  
**Liner:** RACE DEPT.- WC with laces- floating tongue  
**Canting:** Double canting screwed  
**Spoiler:** Velcro Spoiler  
**Powerstrap:** 40 mm Dynamic Power Strap with Power Lock - Hard  
**Buckles:** 4 micro race WC screwed  
**Soles:** WC (grinding before use)  
**Weight:** 2500 g (UK 7 - MP 260)



LAST 93



VOLUME ELV



FLEX 130



NEW

### FIREBIRD WC 110

SIZES: UK 3 - 10

COD: 101817 01 D51

**Shell:** PU  
**Cuff:** PU  
**Liner:** RACE DEPT.- WC with laces- floating tongue  
**Canting:** Double canting screwed  
**Spoiler:** Velcro Spoiler  
**Powerstrap:** 40 mm Dynamic Power Strap with Power Lock - Hard  
**Buckles:** 4 micro race WC screwed  
**Soles:** WC (grinding before use)  
**Weight:** 2500 g (UK 7 - MP 260)



LAST 93



VOLUME ELV



FLEX 110

# RACE HIGH PERFORMANCE



NEW

### FIREBIRD R 130

SIZES: UK 3 - 10.5

COD: 101887 01 D51

**Shell:** PU  
**Cuff:** PU  
**Liner:** RACE DEPT.- floating tongue- with laces  
**Canting:** Double canting screwed  
**Spoiler:** Velcro Spoiler  
**Powerstrap:** 40 mm Dynamic Power Strap with Power Lock - Hard  
**Buckles:** 4 micro ALU  
**Soles:** ISO 5355  
**Weight:** 2360 g (UK 7 - MP 260)



NEW

### FIREBIRD R 110

SIZES: UK 3 - 10.5

COD: 101889 01 D51

**Shell:** PU  
**Cuff:** PU  
**Liner:** RACE DEPT.- floating tongue- with laces  
**Canting:** Double canting screwed  
**Spoiler:** Velcro Spoiler  
**Powerstrap:** 40 mm Dynamic Power Strap with Power Lock - Medium  
**Buckles:** 4 micro ALU  
**Soles:** ISO 5355  
**Weight:** 2400 g (UK 7 - MP 260)



NEW

### FIREBIRD R 70 SC

SIZES: UK 3 - 8.5

COD: 101893 01 D51

**Shell:** PU  
**Cuff:** PU - Short cuff  
**Liner:** RACE DEPT.  
**Canting:** Double canting screwed  
**Powerstrap:** 35 mm power strap  
**Buckles:** 4 micro ALU  
**Soles:** ISO 5355  
**Weight:** 1730 g (UK 4 - MP 230)



NEW

### FIREBIRD 65

SIZES: MP 180 - 280

COD: 301318 00 D51

**Shell:** PP  
**Cuff:** PU  
**Liner:** JUNIOR PRO  
**Powerstrap:** 25 mm strap  
**Buckles:** 4 micro ALU  
**Soles:** ISO 5355 | Chidren norm: 180-215; Adult norm: 220-280  
**Weight:** 1640 g (UK 4 - MP 230)



NEW

### FIREBIRD R 90 SC

SIZES: UK 3 - 8.5

COD: 101892 01 D51

**Shell:** PU  
**Cuff:** PU - Short cuff  
**Liner:** RACE DEPT.- floating tongue- with laces  
**Canting:** Double canting screwed  
**Spoiler:** Velcro Spoiler  
**Powerstrap:** 40 mm Dynamic Power Strap with Power Lock - Medium  
**Buckles:** 4 micro ALU  
**Soles:** ISO 5355  
**Extra Features:** Forward Lean Adjustment  
**Weight:** 1800 g (UK 4 - MP 230)



# PISTE HIGH PERFORMANCE



**M**  
MACH 1

## PISTE HIGH PERFORMANCE



**MV**

**CAS**  
LINER . SHELL . TONGUE

**GRIP WALK**  
OPTION

**T.DRIVE**

### MACH1 MV CONCEPT TD

SIZES: MP 240 - 310

COD: 101930 00 100

**Shell:** PU - Quick Instep  
**Cuff:** Carbon co-injected  
**Liner:** HIGH PERFORMANCE - Full C.A.S. - Floating tongue - C.A.S. instep - Fiberglass collar  
**Tongue:** C.A.S. Tongue pre-mounted  
**Canting:** Double canting screwed  
**Spoiler:** Velcro Spoiler  
**Powerstrap:** 45 mm strap - Power Lock  
**Buckles:** Mach1 buckles, Lift Lock  
**Soles:** ISO 5355 Bi-Material  
**Extra Features:** T-Drive Carbon  
**Weight:** 1980 g (MP 265)



LAST 100



VOLUME MV



FLEX 130



**NEW**

**LV**

**CAS**  
LINER . SHELL

**GRIP WALK**

**T.DRIVE**

### MACH1 LV 130 TD GW

SIZES: MP 240 - 310

COD: 10192A G1 D55

**Shell:** PU - Quick Instep  
**Cuff:** PU - Back Spine  
**Liner:** HIGH PERFORMANCE - Full C.A.S. - Floating tongue - C.A.S. foot arch - with laces  
**Tongue:** C.A.S. Tongue Ready  
**Canting:** Double canting screwed  
**Spoiler:** Velcro Spoiler  
**Powerstrap:** 45 mm strap - Power Lock  
**Buckles:** Mach1 buckles, Lift Lock  
**Soles:** ISO 23223 GripWalk  
**Extra Features:** T-Drive Carbon  
**Weight:** 2050 g (MP 275)



LAST 98



VOLUME LV



FLEX 130



**NEW**

**MV**

**CAS**  
LINER . SHELL

**CELLIANT**  
& LAMBSWOOL

**GRIP WALK**

**T.DRIVE**

### MACH1 MV 130 TD GW

SIZES: MP 240 - 310

COD: 101931 G1 D55

**Shell:** PU - Quick Instep  
**Cuff:** PU - Back Spine  
**Liner:** HIGH PERFORMANCE - Full C.A.S. - Celliant® - Floating tongue - C.A.S. instep  
**Tongue:** C.A.S. Tongue Ready  
**Canting:** Double canting screwed  
**Spoiler:** Velcro Spoiler  
**Powerstrap:** 45 mm strap - Power Lock  
**Buckles:** Mach1 buckles, Lift Lock  
**Soles:** ISO 23223 GripWalk  
**Extra Features:** T-Drive Carbon  
**Weight:** 2040 g (MP 265)



LAST 100



VOLUME MV



FLEX 130



**NEW**

**HV**

**CAS**  
LINER . SHELL

**GRIP WALK**

**T.DRIVE**

### MACH1 HV 130 TD GW

SIZES: MP 240 - 325

COD: 10195A G0 D55

**Shell:** PU - Quick Instep  
**Cuff:** PU - Back Spine  
**Liner:** HIGH PERFORMANCE - Full C.A.S. - Floating tongue  
**Tongue:** C.A.S. Tongue Ready  
**Canting:** Double canting screwed  
**Spoiler:** Velcro Spoiler  
**Powerstrap:** 45 mm strap - Power Lock  
**Buckles:** Mach1 buckles, Lift Lock  
**Soles:** ISO 23223 GripWalk  
**Extra Features:** T-Drive Carbon  
**Weight:** 2070 g (MP 265)



LAST 103



VOLUME HV



FLEX 130

# PISTE HIGH PERFORMANCE



**NEW**  
**LV**

**CAS**  
LINER . SHELL

**CELLIANT**  
& LAMBSWOOL

**GRIP WALK**

**T.DRIVE**

**MACH1 LV 120 TD GW**

SIZES: MP 240 - 310

COD: 10192C G1 D34

**Shell:** PU - Quick Instep  
**Cuff:** PU - Back Spine  
**Liner:** PERFORMANCE - C.A.S. - Celliant® - Floating tongue - C.A.S. foot arch  
**Tongue:** C.A.S. Tongue Ready  
**Canting:** Double canting screwed  
**Powerstrap:** 45 mm strap  
**Buckles:** Mach1 buckles, Lift Lock  
**Soles:** ISO 23223 GripWalk  
**Extra Features:** T-Drive Carbon Injected  
**Weight:** 2000 g (MP 275)



**NEW**  
**MV**

**CAS**  
LINER . SHELL

**CELLIANT**  
& LAMBSWOOL

**GRIP WALK**

**T.DRIVE**

**MACH1 MV 120 TD GW**

SIZES: MP 240 - 310

COD: 101932 G1 D34

**Shell:** PU - Quick Instep  
**Cuff:** PU - Back Spine  
**Liner:** PERFORMANCE - C.A.S. - Celliant® - Floating tongue  
**Tongue:** C.A.S. Tongue Ready  
**Canting:** Double canting screwed  
**Powerstrap:** 45 mm strap  
**Buckles:** Mach1 buckles, Lift Lock  
**Soles:** ISO 23223 GripWalk  
**Extra Features:** T-Drive Carbon Injected  
**Weight:** 1995 g (MP 265)



**NEW**  
**LV**

**CAS**  
LINER . SHELL

**CELLIANT**  
& LAMBSWOOL

**GRIP WALK**

**T.DRIVE**

**MACH1 LV 110 TD GW**

SIZES: MP 240 - 310

COD: 10192D G1 900

**Shell:** PU - Quick Instep  
**Cuff:** PP - Back Spine  
**Liner:** PERFORMANCE - C.A.S. - Celliant® - C.A.S. foot arch  
**Canting:** Double canting screwed  
**Powerstrap:** 45 mm strap  
**Buckles:** Mach1 buckles, Lift Lock  
**Soles:** ISO 23223 GripWalk  
**Extra Features:** T-Drive Carbon Injected  
**Weight:** 1920g (MP 275)



**NEW**  
**MV**

**CAS**  
LINER . SHELL

**CELLIANT**  
& LAMBSWOOL

**GRIP WALK**

**T.DRIVE**

**MACH1 MV 110 TD GW**

SIZES: MP 240 - 310

COD: 101933 G1 900

**Shell:** PU - Quick Instep  
**Cuff:** PP - Back Spine  
**Liner:** PERFORMANCE - C.A.S. - Celliant®  
**Canting:** Double canting screwed  
**Powerstrap:** 45 mm strap  
**Buckles:** Mach1 buckles, Lift Lock  
**Soles:** ISO 23223 GripWalk  
**Extra Features:** T-Drive Carbon Injected  
**Weight:** 1920 g (MP 265)



**NEW**  
**HV**

**CAS**  
LINER . SHELL

**CELLIANT**  
& LAMBSWOOL

**GRIP WALK**

**T.DRIVE**

**MACH1 HV 120 TD GW**

SIZES: MP 240 - 325

COD: 10195C G0 D34

**Shell:** PU - Quick Instep  
**Cuff:** PU - Back Spine  
**Liner:** PERFORMANCE - C.A.S. - Celliant® - Floating tongue  
**Tongue:** C.A.S. Tongue Ready  
**Canting:** Double canting screwed  
**Powerstrap:** 45 mm strap  
**Buckles:** Mach1 buckles, Lift Lock  
**Soles:** ISO 23223 GripWalk  
**Extra Features:** T-Drive Carbon Injected  
**Weight:** 2050 g (MP 275)



**NEW**  
**HV**

**CAS**  
LINER . SHELL

**CELLIANT**  
& LAMBSWOOL

**GRIP WALK**

**T.DRIVE**

**MACH1 HV 110 TD GW**

SIZES: MP 240 - 325

COD: 10195D G0 900

**Shell:** PU - Quick Instep  
**Cuff:** PP - Back Spine  
**Liner:** PERFORMANCE - C.A.S. - Celliant®  
**Canting:** Double canting screwed  
**Powerstrap:** 45 mm strap  
**Buckles:** Mach1 buckles, Lift Lock  
**Soles:** ISO 23223 GripWalk  
**Extra Features:** T-Drive Carbon Injected  
**Weight:** 1905 g (MP 265)



# PISTE HIGH PERFORMANCE WOMEN TO WOMEN



**LV**

**CAS**  
LINER . SHELL . TONGUE

**CELLIANT & LAMBSWOOL**

**GRIP WALK**  
OPTION

**T.DRIVE**

### MACH1 LV PRO W TD

SIZES: MP 220 - 275

COD: 20158A 00 200

**Shell:** PU - Quick Instep

**Cuff:** PP

**Liner:** HIGH PERFORMANCE - C.A.S. - Celliant® -

Floating tongue - C.A.S. instep

**Tongue:** C.A.S. Tongue pre-mounted

**Canting:** Double canting screwed

**Powerstrap:** 45 mm strap - Power Lock

**Buckles:** Mach1 buckles, Lift Lock

**Soles:** ISO 5355 Bi-Material

**Extra Features:** T-Drive W Carbon Injected

**Weight:** 1670 g (MP 245)



LAST 98



VOLUME LV



FLEX 115



**NEW**

**LV**

**CAS**  
LINER . SHELL

**CELLIANT & LAMBSWOOL**

**GRIP WALK**

**T.DRIVE**

### MACH1 LV 95 W TD GW

SIZES: MP 220 - 275

COD: 20158D G0 D34

**Shell:** PU - Quick Instep

**Cuff:** PP - C.A.S. Cuff Adapt

**Liner:** PERFORMANCE - C.A.S.- Celliant®

**Canting:** Double

**Powerstrap:** 35 mm power strap

**Buckles:** Mach1 buckles, Lift Lock

**Soles:** ISO 23223 GripWalk

**Extra Features:** T-Drive W Carbon Injected

**Weight:** 1680 g (MP 245)



LAST 98



VOLUME LV



FLEX 95



**NEW**

**LV**

**CAS**  
LINER . SHELL

**CELLIANT & LAMBSWOOL**

**GRIP WALK**

**T.DRIVE**

### MACH1 LV 105 W TD GW

SIZES: MP 220 - 275

COD: 20158C G1 100

**Shell:** PU - Quick Instep

**Cuff:** PP

**Liner:** PERFORMANCE - C.A.S.- Celliant® -

Floating tongue

**Tongue:** C.A.S. Tongue Ready

**Canting:** Double canting screwed

**Powerstrap:** 35 mm power strap

**Buckles:** Mach1 buckles, Lift Lock

**Soles:** ISO 23223 GripWalk

**Extra Features:** T-Drive W Carbon Injected

**Weight:** 1700 g (MP 245)



LAST 98



VOLUME LV



FLEX 105



**NEW**

**MV**

**CAS**  
LINER . SHELL

**CELLIANT & LAMBSWOOL**

**GRIP WALK**

**T.DRIVE**

### MACH1 MV 105 W TD GW

SIZES: MP 220 - 275

COD: 20159A G0 100

**Shell:** PU - Quick Instep

**Cuff:** PP - C.A.S. Cuff Adapt

**Liner:** PERFORMANCE - C.A.S.- Celliant® -

Floating tongue

**Tongue:** C.A.S. Tongue Ready

**Canting:** Double canting screwed

**Powerstrap:** 35 mm strap

**Buckles:** Mach1 buckles, Lift Lock

**Soles:** ISO 23223 GripWalk

**Extra Features:** T-Drive W Carbon Injected

**Weight:** 1755 g (MP 245)



LAST 100



VOLUME MV



FLEX 105



**NEW**

**MV**

**CAS**  
LINER . SHELL

**CELLIANT & LAMBSWOOL**

**GRIP WALK**

**T.DRIVE**

### MACH1 MV 95 W TD GW

SIZES: MP 220 - 275

COD: 20159C G0 D34

**Shell:** PU - Quick Instep

**Cuff:** PP - C.A.S. Cuff Adapt

**Liner:** PERFORMANCE - C.A.S.- Celliant®

**Canting:** Double

**Powerstrap:** 35 mm strap

**Buckles:** Mach1 buckles, Lift Lock

**Soles:** ISO 23223 GripWalk

**Extra Features:** T-Drive W Carbon Injected

**Weight:** 1755 g (MP 245)



LAST 100



VOLUME MV



FLEX 95



**NEW**

**HV**

**CAS**  
LINER . SHELL . CUFF

**CELLIANT & LAMBSWOOL**

**GRIP WALK**

### MACH1 HV 95 W GW

SIZES: MP 220 - 275

COD: 201609 G1 D34

**Shell:** PU - Quick Instep

**Cuff:** Polyolefine- C.A.S. Cuff Adapt

**Liner:** PERFORMANCE - C.A.S. - Celliant® -

Thermoforming Collar

**Canting:** Double

**Powerstrap:** 35 mm strap

**Buckles:** Mach1 buckles, Lift Lock

**Soles:** ISO 23223 GripWalk

**Weight:** 1790 g (MP 245)



LAST 103



VOLUME HV



FLEX 95

# PISTE SPORT PERFORMANCE



**M**  
MACH SPORT

## PISTE SPORT PERFORMANCE



NEW  
MV

NFS  
LINER

CAS  
SHELL

GRIP  
WALK

### MACH SPORT MV 110 GW

SIZES: MP 240 - 310

COD: 101940 G1 900

Shell: PU - Double Quick Instep

Cuff: PP

Liner: SPORT- N.F.S.

Canting: Double

Ratchets: Adjustable top cuff ratchet

Powerstrap: 45 mm strap

Buckles: Mach Sport buckles, Lift Lock, Adj. top cuff ratchet

Soles: ISO 23223 GripWalk

Weight: 1925 g (MP 265)



LAST 100



VOLUME MV



FLEX 110



NEW  
HV

NFS  
LINER

CAS  
SHELL

CELLIANT  
& LAMBSWOOL

GRIP  
WALK

### MACH SPORT HV 110 GW

SIZES: MP 240 - 325

COD: 101960 G1 900

Shell: PU - Double Quick Instep

Cuff: PP

Liner: SPORT- N.F.S. - Celliant®

Canting: Double

Ratchets: Adjustable top cuff ratchet

Powerstrap: 45 mm strap

Buckles: Mach Sport buckles, Lift Lock, Adj. top cuff ratchet

Soles: ISO 23223 GripWalk

Weight: 1915 g (MP 265)



LAST 103



VOLUME HV



FLEX 110

# PISTE SPORT PERFORMANCE



NEW

LV

NFS  
LINER

CAS  
SHELL

GRIP  
WALK

## MACH SPORT LV 100 GW

SIZES: MP 240 - 310

COD: 10192F G0 100

Shell: PU - Double Quick Instep

Cuff: PP

Liner: SPORT - N.F.S.

Canting: Double

Ratchets: Adjustable top cuff ratchet

Powerstrap: 45 mm strap

Buckles: Mach Sport buckles, Lift Lock, Adj. top cuff ratche

Soles: ISO 23223 GripWalk

Weight: 1900 g (MP 275)



LAST 98



VOLUME LV



FLEX 100



NEW

MV

CAS  
SHELL

GRIP  
WALK

## MACH SPORT MV 90 GW

SIZES: MP 240 - 310

COD: 101942 G1 383

Shell: PP - Double Quick Instep

Cuff: PP

Liner: COMFORT - Cushy fit

Canting: Double

Ratchets: Adjustable top cuff ratchet

Powerstrap: 35 mm strap

Buckles: Mach Sport buckles, Lift Lock, Adj. top cuff ratchet

Soles: ISO 23223 GripWalk

Weight: 1770 g (MP 265)



LAST 100



VOLUME MV



FLEX 90



NEW

MV

NFS  
LINER

CAS  
SHELL

GRIP  
WALK

## MACH SPORT MV 100 GW

SIZES: MP 240 - 310

COD: 101941 G1 100

Shell: PU - Double Quick Instep

Cuff: PP

Liner: SPORT- N.F.S.

Canting: Double

Ratchets: Adjustable top cuff ratchet

Powerstrap: 45 mm strap

Buckles: Mach Sport buckles, Lift Lock, Adj. top cuff ratchet

Soles: ISO 23223 GripWalk

Weight: 1920 g (MP 265)



LAST 100



VOLUME MV



FLEX 100



NEW

HV

NFS  
LINER

CAS  
SHELL

CELLIANT  
& LAMBSWOOL

GRIP  
WALK

## MACH SPORT HV 100 GW

SIZES: MP 240 - 325

COD: 101870 G1 100

Shell: PU - Double Quick Instep

Cuff: PP

Liner: SPORT- N.F.S. - Celliant®

Canting: Double

Ratchets: Adjustable top cuff ratchet

Powerstrap: 45 mm strap

Buckles: Mach Sport buckles, Lift Lock, Adj. top cuff ratchet

Soles: ISO 23223 GripWalk

Weight: 1905 g (MP 265)



LAST 103



VOLUME HV



FLEX 100



NEW

HV

CAS  
SHELL

GRIP  
WALK

## MACH SPORT HV 90 GW

SIZES: MP 240 - 325

COD: 101962 G1 383

Shell: PP - Double Quick Instep

Cuff: PP

Liner: COMFORT- Cushy fit

Canting: Double

Ratchets: Adjustable top cuff ratchet

Powerstrap: 35 mm strap

Buckles: Mach Sport buckles, Lift Lock, Adj. top cuff ratchet

Soles: ISO 23223 GripWalk

Weight: 1760 g (MP 275)



LAST 103



VOLUME HV



FLEX 90



NEW

HV

CAS  
SHELL

GRIP  
WALK

## MACH SPORT HV 80 GW

SIZES: MP 240 - 325

COD: 101872 G1 100

Shell: PP - Double Quick Instep

Cuff: PP

Liner: COMFORT- Cushy fit

Canting: Double

Ratchets: Adjustable top cuff ratchet

Powerstrap: 35 mm strap

Buckles: Mach Sport buckles, Lift Lock, Adj. top cuff ratchet

Soles: ISO 23223 GripWalk

Weight: 1755 g (MP 275)



LAST 103



VOLUME HV



FLEX 80

# PISTE SPORT PERFORMANCE WOMEN TO WOMEN



**NEW**  
**LV**



**MACH SPORT LV 85 W GW**  
SIZES: MP 220 - 275

COD: 20158F G0 062

**Shell:** PU - Double Quick Instep  
**Cuff:** PP  
**Liner:** SPORT- N.F.S.- Celliant®  
**Canting:** Double  
**Ratchets:** Adjustable top cuff ratchet  
**Powerstrap:** 35 mm strap  
**Buckles:** Mach Sport buckles, Lift Lock, Adj. top cuff ratchet  
**Soles:** ISO 23223 GripWalk  
**Weight:** 1670 g (MP 245)



LAST 98



VOLUME LV



FLEX 85



**NEW**  
**MV**



**MACH SPORT MV 85 W HEAT GW**  
SIZES: MP 220 - 275

COD: 201602 G1 062

**Shell:** PP - Double Quick Instep  
**Cuff:** PP  
**Liner:** SPORT - N.F.S. - Integrated Therm-ic heating system - Bluetooth  
**Canting:** Double  
**Ratchets:** Adjustable top cuff ratchet  
**Powerstrap:** 35 mm strap  
**Buckles:** Mach Sport buckles, Lift Lock, Adj. top cuff ratchet  
**Soles:** ISO 23223 GripWalk  
**Weight:** 1660 g (MP 245)



LAST 100




VOLUME MV



FLEX 85



**NEW**  
**MV**



**MACH SPORT MV 75 W GW**  
SIZES: MP 220 - 275

COD: 20160A G1 383

**Shell:** PP - Double Quick Instep  
**Cuff:** PP  
**Liner:** COMFORT - Cushy fit  
**Canting:** Double  
**Ratchets:** Adjustable top cuff ratchet  
**Powerstrap:** 35 mm strap  
**Buckles:** Mach Sport buckles, Lift Lock, Adj. top cuff ratchet  
**Soles:** ISO 23223 GripWalk  
**Weight:** 1615 g (MP 245)



LAST 100



VOLUME MV



FLEX 75



**MV**



**MACH SPORT MV 85 W GW**  
SIZES: MP 220 - 275

COD: 201601 G1 062

**Shell:** PP - Double Quick Instep  
**Cuff:** PP - C.A.S. Cuff Adapt  
**Liner:** SPORT- N.F.S.- Celliant® - Thermoforming Collar  
**Canting:** Double  
**Ratchets:** Adjustable top cuff ratchet  
**Powerstrap:** 35 mm strap  
**Buckles:** Mach Sport buckles, Lift Lock, Adj. top cuff ratchet  
**Soles:** ISO 23223 GripWalk  
**Weight:** 1615 g (MP 245)



LAST 100



VOLUME MV



FLEX 85



**HV**



**MACH SPORT HV 85 W GW**  
SIZES: MP 220 - 275

COD: 201610 G1 062

**Shell:** PP - Double Quick Instep  
**Cuff:** PP - Mechanical Cuff Adapt  
**Liner:** SPORT- N.F.S.- Celliant®  
**Canting:** Double  
**Ratchets:** Adjustable top cuff ratchet  
**Powerstrap:** 35 mm strap  
**Buckles:** Mach Sport buckles, Lift Lock, Adj. top cuff ratchet  
**Soles:** ISO 23223 GripWalk  
**Weight:** 1630 g (MP 245)



LAST 103



VOLUME HV



FLEX 85



# ALL MOUNTAIN/FREERIDE

## ALL MOUNTAIN/FREERIDE



**COCHISE LIGHT DYN GW**  
SIZES: MP 220 - 310

COD: 101R01 G0 100

**Shell:** Grilamid® - Quick Instep  
**Cuff:** PP - Back Spine Carbon Co-injected  
**Liner:** PERFORMANCE- Light construction - C.A.S. - Light floating tongue - Recco® - with laces  
**Tongue:** C.A.S. Tongue Ready  
**Mobility Cuff:** T-Ride Hiking System with locking screw, 55° range of motion  
**Ratchets:** Double hiking hook  
**Spoiler:** Tongue Spoiler  
**Powerstrap:** 45 mm strap - Power Lock  
**Buckles:** 4 Light buckles - Hiking position  
**Soles:** ISO 23223 GripWalk, VIBRAM - Low tech inserts  
**Extra Features:** Rubber Arch Grip, Free Move hinge points  
**Weight:** 1650 g (MP 265)



**COCHISE 130 DYN GW**  
SIZES: MP 220 - 310

COD: 101R02 G0 D54

**Shell:** PU - Quick Instep  
**Cuff:** PP - Back Spine Carbon Co-injected  
**Liner:** HIGH PERFORMANCE - Full C.A.S.- C.A.S. instep - Floating tongue- Recco® - with laces  
**Tongue:** C.A.S. Tongue Ready  
**Mobility Cuff:** T-Ride Hiking System with locking screw, 55° range of motion  
**Ratchets:** Double hiking hook  
**Spoiler:** Velcro Spoiler  
**Powerstrap:** 45 mm strap - Power Lock  
**Buckles:** 4 Light buckles - Hiking position  
**Soles:** ISO 23223 GripWalk, VIBRAM - Low tech inserts  
**Extra Features:** Rubber Arch Grip, Free Move hinge points  
**Weight:** 1850 g (MP 265)



**COCHISE 120 DYN GW**  
SIZES: MP 240 - 310

COD: 101R03 G0 350

**Shell:** PU - Quick Instep  
**Cuff:** PP - Back Spine Carbon Co-injected  
**Liner:** PERFORMANCE- C.A.S.- floating tongue - Celliant® - Fiberglass collar  
**Tongue:** C.A.S. Tongue Ready  
**Mobility Cuff:** T-Ride Hiking System with locking screw, 55° range of motion  
**Ratchets:** Double hiking hook  
**Powerstrap:** 45 mm strap  
**Buckles:** 4 Light buckles - Hiking position  
**Soles:** ISO 23223 GripWalk - Low tech inserts  
**Extra Features:** Rubber Arch Grip, Free Move hinge points  
**Weight:** 1750 g (MP 265)



## ALL MOUNTAIN/FREERIDE

## ALL MOUNTAIN/FREERIDE WOMEN TO WOMEN



T.RIDE

### COCHISE 110 DYN GW

SIZES: MP 240 - 310

COD: 101R05 G0 062

Shell: PU - Quick Instep

Cuff: PP - Back Spine Carbon Co-injected

Liner: PERFORMANCE- C.A.S.- Floating Tongue - Celliant® - Fiberglass collar

Tongue: C.A.S. Tongue Ready

Mobility Cuff: T-Ride Hiking System with locking screw, 55° range of motion

Ratchets: Double hiking hook

Powerstrap: 45 mm strap

Buckles: 4 Light buckles - Hiking position

Soles: ISO 23223 GripWalk - Low tech inserts

Extra Features: Free Move hinge points

Weight: 1750 g (MP 265)



LAST 99



VOLUME MV  
FREERIDE



FLEX 110



NFS  
LINER



T.RIDE

### COCHISE 110 GW

SIZES: MP 240 - 310

COD: 101R06 G0 508

Shell: PU - Quick Instep

Cuff: PP - Back Spine Carbon Co-injected

Liner: SPORT- N.F.S.- Rental Ready - Sanitized®

Mobility Cuff: T-Ride Hiking System with locking screw, 55° range of motion

Ratchets: Double hiking hook

Powerstrap: 35 mm strap

Buckles: 4 Light buckles

Soles: ISO 23223 GripWalk

Extra Features: Free Move hinge points, Rental Ready

Weight: 1790 g (MP 265)



LAST 99



VOLUME MV  
FREERIDE



FLEX 110



T.RIDE

### COCHISE PRO W DYN GW

SIZES: MP 220 - 275

COD: 201R01 G0 200

Shell: PU - Quick Instep

Cuff: PP - Back Spine Carbon Co-injected

Liner: HIGH PERFORMANCE - C.A.S.- Celliant® - Floating Tongue - Recco®- with laces

Tongue: C.A.S. Tongue Ready

Mobility Cuff: T-Ride Hiking System with locking screw, 55° range of motion

Ratchets: Double hiking hook

Powerstrap: 45 mm strap - Power Lock

Buckles: 4 Light buckles - Hiking position

Soles: ISO 23223 GripWalk, VIBRAM - Low tech inserts

Extra Features: Rubber Arch Grip, Free Move hinge points

Weight: 1630 g (MP 245)



LAST 99



VOLUME MV  
FREERIDE



FLEX 115



T.RIDE

### COCHISE 105 W DYN GW

SIZES: MP 220 - 275

COD: 201R02 G0 2P7

Shell: PU - Quick Instep

Cuff: PP - Back Spine Carbon Co-injected

Liner: PERFORMANCE- C.A.S.- Celliant® - Floating Tongue - Fiberglass collar

Tongue: C.A.S. Tongue Ready

Mobility Cuff: T-Ride Hiking System with locking screw, 55° range of motion

Ratchets: Double hiking hook

Powerstrap: 45 mm strap

Buckles: 4 Light buckles - Hiking position

Soles: ISO 23223 GripWalk - Low tech inserts

Extra Features: Free Move hinge points

Weight: 1650 g (MP 245)



LAST 99



VOLUME MV  
FREERIDE



FLEX 105



T.RIDE

### COCHISE TEAM DYN GW

SIZES: MP 220 - 275

COD: 101R10 G0 D54

Shell: PU - Quick Instep

Cuff: PP - Back Spine Carbon Co-injected

Liner: SPORT

Mobility Cuff: T-Ride Hiking System with locking screw, 55° range of motion

Ratchets: Double hiking hook

Powerstrap: 35 mm strap

Buckles: 4 Light buckles

Soles: ISO 23223 GripWalk - Low tech inserts

Extra Features: Free Move hinge points

Weight: 1680 g (MP 245)



LAST 99



VOLUME MV  
FREERIDE



FLEX 90



T.RIDE

### COCHISE 95 W DYN GW

SIZES: MP 220 - 275

COD: 201R03 G0 404

Shell: PU - Quick Instep

Cuff: PP - Back Spine Carbon Co-injected

Liner: PERFORMANCE- C.A.S.- Celliant® - Floating Tongue - Fiberglass collar

Tongue: C.A.S. Tongue Ready

Mobility Cuff: T-Ride Hiking System with locking screw, 55° range of motion

Ratchets: Double hiking hook

Powerstrap: 35 mm strap

Buckles: 4 Light buckles - Hiking position

Soles: ISO 23223 GripWalk - Low tech inserts

Extra Features: Free Move hinge points

Weight: 1650 g (MP 245)



LAST 99



VOLUME MV  
FREERIDE



FLEX 95



NFS  
LINER



T.RIDE

### COCHISE 85 W GW

SIZES: MP 220 - 275

COD: 201R05 G0 100

Shell: PU - Quick Instep

Cuff: PP - Back Spine Carbon Co-injected

Liner: SPORT- N.F.S.- Rental Ready - Sanitized®

Mobility Cuff: T-Ride Hiking System with locking screw, 55° range of motion

Ratchets: Double hiking hook

Powerstrap: 35 mm strap

Buckles: 4 Light buckles

Soles: ISO 23223 GripWalk

Extra Features: Free Move hinge points, Rental Ready

Weight: 1650 g (MP 245)



LAST 99



VOLUME MV  
FREERIDE



FLEX 85

# BACK COUNTRY / TOURING



## BACK COUNTRY / TOURING



NEW

CAS  
LIGHT LINER . SHELL



RECCO®

T.HIKE

### ZERO G PEAK CARBON

SIZES: MP 235 - 305

COD: 101V01 00 951

**Shell:** Carbon co-injected, Wrapping Shell Construction with gaiter, Power Frame Construction

**Cuff:** Carbon Fiber, Power Frame Construction

**Liner:** LIGHT FIT - Recco® - C.A.S. Light -

breathable membrane - Anatomical pre-shaped

**Mobility Cuff:** T-Hike, Double Blocking Mechanism, 75° range of motion

**Ratchets:** Hiking hook

**Spoiler:** Vecro Spoiler (+2°)

**Powerstrap:** 40 mm light - Power Lock

**Buckles:** 2 Light Magnesium wrapping construction, Hiking position

**Soles:** Touring - VIBRAM - Quick Step In Low tech inserts

**Extra Features:** Free Move hinge points, Carbon Reinforced Sole

**Weight:** 990 g (MP 265)



LAST 99



VOLUME MV  
TOURING



NEW

CAS  
LIGHT LINER . SHELL



T.HIKE

### ZERO G PEAK

SIZES: MP 245 - 305

COD: 101V05 00 956

**Shell:** Carbon co-injected, Wrapping Shell Construction with gaiter, Power Frame Construction

**Cuff:** Carbon co-injected, Power Frame Construction

**Liner:** LIGHT FIT - C.A.S. Light - Anatomical pre-shaped

**Mobility Cuff:** T-Hike, Double Blocking Mechanism, 75° range of motion

**Ratchets:** Hiking hook

**Powerstrap:** 40 mm light - Power Lock

**Buckles:** 2 Light Magnesium wrapping construction, Hiking position

**Soles:** Touring - VIBRAM - Quick Step In Low tech inserts

**Extra Features:** Free Move hinge points, Carbon Reinforced Sole

**Weight:** 980 g (MP 265)



LAST 99



VOLUME MV  
TOURING



NEW

CAS  
LIGHT LINER . SHELL

W2  
WOMEN 2 WOMEN



T.HIKE

### ZERO G PEAK W

SIZES: MP 235 - 275

COD: 201V05 00 774

**Shell:** Carbon co-injected, Wrapping Shell Construction with gaiter, Power Frame Construction

**Cuff:** Carbon co-injected, Power Frame Construction

**Liner:** LIGHT FIT - C.A.S. Light - Anatomical pre-shaped

**Mobility Cuff:** T-Hike, Double Blocking Mechanism, 75° range of motion

**Ratchets:** Hiking hook

**Powerstrap:** 40 mm light - Power Lock

**Buckles:** 2 Light Magnesium wrapping construction, Hiking position

**Soles:** Touring - VIBRAM - Quick Step In Low tech inserts

**Extra Features:** Free Move hinge points, Carbon Reinforced Sole

**Weight:** 900 g (MP 245)



LAST 99



VOLUME MV  
TOURING

BACK COUNTRY/TOURING  
WOMEN TO WOMEN



NEW

CAS  
LIGHT LINER . SHELL



ZERO G TOUR PRO

SIZES: MP 220 - 305

COD: 101853 01 328

Shell: Grilamid® - Quick Instep

Cuff: Carbon co-injected

Liner: LIGHT FIT - Recco®- C.A.S. Light - breathable membrane - with laces

Mobility Cuff: Double Blocking Mechanism, 65° range of motion

Ratchets: Double hiking hook

Spoiler: Tongue Spoiler

Powerstrap: 45 mm light- Power Lock

Buckles: 4 Light Magnesium, Hiking position

Soles: Touring - VIBRAM - Low tech inserts

Extra Features: Forward Lean Adjustment

Weight: 1320 g (MP 265)



LAST 99



VOLUME MV  
TOURING



FLEX 130



NEW

CAS  
LIGHT LINER . SHELL



ZERO G TOUR SCOUT

SIZES: MP 240 - 305

COD: 101854 01 100

Shell: Grilamid® - Quick Instep

Cuff: PU

Liner: LIGHT FIT - Recco®- C.A.S. Light - breathable membrane - with laces

Mobility Cuff: Double Blocking Mechanism, 65° range of motion

Ratchets: Double hiking hook

Spoiler: Tongue Spoiler

Powerstrap: 45 mm light- Power Lock

Buckles: 4 Light Magnesium, Hiking position

Soles: Touring - VIBRAM - Low tech inserts

Extra Features: Forward Lean Adjustment

Weight: 1370 g (MP 265)



LAST 99



VOLUME MV  
TOURING



FLEX 120



NEW

CAS  
LIGHT LINER . SHELL



ZERO G TOUR SCOUT W

SIZES: MP 220 - 275

COD: 201532 01 394

Shell: Grilamid® - Quick Instep

Cuff: PU

Liner: LIGHT FIT W - Recco®- C.A.S. Light - breathable membrane - with laces

Mobility Cuff: Double Blocking Mechanism, 65° range of motion

Ratchets: Double hiking hook

Spoiler: Tongue Spoiler

Powerstrap: 45 mm light- Power Lock

Buckles: 4 Light Magnesium, Hiking position

Soles: Touring - VIBRAM - Low tech inserts

Extra Features: Forward Lean Adjustment

Weight: 1275 g (MP 245)



LAST 99



VOLUME MV  
TOURING



FLEX 115



NEW

CAS  
SHELL



RENTAL  
READY

ZERO G TOUR

SIZES: MP 240 - 305

COD: 101855 01 383

Shell: PU - Quick Instep

Cuff: PP

Liner: LIGHT - Sanitized® lining and footbed

Mobility Cuff: Double Blocking Mechanism, 65° range of motion

Ratchets: Double hiking hook

Powerstrap: 45 mm strap

Buckles: 4 Light Alu, Hiking position

Soles: Touring - VIBRAM - Low tech inserts

Extra Features: Forward Lean Adjustment, Rental Ready

Weight: 1505 g (MP 265)



LAST 99



VOLUME MV  
TOURING



FLEX 110



NEW

CAS  
SHELL



ZERO G TOUR TEAM

SIZES: MP 220 - 275

COD: 101858 01 350

Shell: PU - Quick Instep

Cuff: PP

Liner: LIGHT

Mobility Cuff: Double Blocking Mechanism, 65° range of motion

Ratchets: Double hiking hook

Powerstrap: 45 mm strap

Buckles: 4 Light Alu, Hiking position

Soles: Touring - VIBRAM - Low tech inserts

Extra Features: Forward Lean Adjustment

Weight: 1380 g (MP 265)



LAST 99



VOLUME MV  
TOURING



FLEX 100



NEW

CAS  
SHELL



RENTAL  
READY

ZERO G TOUR W

SIZES: MP 220 - 275

COD: 201533 01 200

Shell: PU - Quick Instep

Cuff: PP

Liner: LIGHT - Sanitized® lining and footbed

Mobility Cuff: Double Blocking Mechanism, 65° range of motion

Ratchets: Double hiking hook

Powerstrap: 45 mm strap

Buckles: 4 Light Alu, Hiking position

Soles: Touring - VIBRAM - Low tech inserts

Extra Features: Forward Lean Adjustment, Rental Ready

Weight: 1480 g (MP 265)



LAST 99



VOLUME MV  
TOURING



FLEX 105

# JUNIOR



## JUNIOR



### COCHISE JR

SIZES: MP JUNIOR 180 - 275

COD: 301335 00 D54

Shell: PP

Cuff: PP

Liner: JUNIOR PRO

Powerstrap: 25 mm strap

Buckles: 4 Micro Polycarbonate

Soles: ISO 5355 - Children norm: 180 - 215; Adult norm: 220 - 275

Weight: 1640 g (UK 4 - EU 23)



FLEX 60



NEW

### JT 4

SIZES: MP JUNIOR 180 - 265

COD: 301336 01 D34

Shell: PP

Cuff: PP

Liner: JUNIOR

Buckles: 4 Micro Polycarbonate

Soles: ISO 5355 - Children norm: 180 - 215; Adult norm: 220 - 265

Weight: 1530 g (MP 235)



FLEX 50



NEW

### JT 3

SIZES: MP JUNIOR 200 - 265

COD: 301338 01 D34

Shell: PP

Cuff: PP

Liner: JUNIOR

Buckles: 3 Micro Polycarbonate

Soles: ISO 5355 - Children norm: 200 - 215; Adult norm: 220 - 265

Weight: 1160 g (MP 235)



NEW

### JT 2

SIZES: MP BABY 160 - 235

COD: 301341 01 D34

Shell: PP

Cuff: PP

Liner: JUNIOR

Buckles: Sizes 200-235: 2 polycarbonate buckles; sizes 160-195: 1 polycarbonate buckle + 1 ratchet buckle

Soles: ISO 5355 - Children norm: 160 - 215; Adult norm: 220 - 235

Weight: 1165 g (MP 205)



NEW

### JT 1

SIZES: MP BABY 140 - 195

COD: 301344 01 D34

Shell: PP

Cuff: PP

Liner: JUNIOR

Buckles: 1 Ratchet buckle

Soles: ISO 5355 - Children norm

Weight: 730 g (MP 195)

# RENTAL

## RENTAL



NEW

MV

NFS  
LINER

CAS  
SHELL

GRIP  
WALK  
OPTION

### MACH SPORT MV 110 RT

SIZES: MP 240 - 310

COD: 101935 01 383

Shell: PU - Double Quick Instep

Cuff: PU

Liner: SPORT- N.F.S.- Sanitized® - Color Coding

Canting: Double

Ratchets: Adjustable top cuff ratchet

Powerstrap: 45 mm strap

Buckles: Mach Sport buckles, Adj. top cuff ratchet

Soles: ISO 5355

Weight: 2000 g / 2010 g (GW) (MP 265)



LAST 100



VOLUME MV



FLEX 110



NEW

HV

NFS  
LINER

CAS  
SHELL

GRIP  
WALK  
OPTION

### MACH SPORT HV 100 RT

SIZES: MP 240 - 325

COD: 101953 01 070

Shell: PU - Quick Instep

Cuff: PU

Liner: SPORT- N.F.S.- Sanitized® - Color Coding

Canting: Double

Ratchets: Adjustable top cuff ratchet

Powerstrap: 35 mm strap

Buckles: Mach1 buckles, Adj. top cuff ratchet

Soles: ISO 5355

Weight: 1905 g (MP 265)



LAST 103



VOLUME HV



FLEX 100



MV

CAS  
SHELL

GRIP  
WALK  
OPTION

### MACH SPORT MV 90 RT

SIZES: MP 240 - 310

COD: 101944 00 900

Shell: PU - Double Quick Instep

Cuff: PP

Liner: COMFORT - Sanitized® - Color Coding

Canting: Double

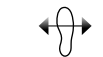
Ratchets: Adjustable top cuff ratchet

Powerstrap: 35 mm strap

Buckles: Mach Sport buckles, Adj. top cuff ratchet

Soles: ISO 5355

Weight: 1985 g (MP 265)



LAST 100



VOLUME MV



FLEX 90



NEW

HV

CAS  
SHELL

GRIP  
WALK

### MACH SPORT HV 80 RT GW

SIZES: MP 240 - 325

COD: 101966 G1 383

Shell: PU - Double Quick Instep

Cuff: PP

Liner: COMFORT- Sanitized® - Color Coding

Canting: Double

Ratchets: Adjustable top cuff ratchet

Powerstrap: 35 mm strap

Buckles: Mach Sport buckles, Adj. top cuff ratchet

Soles: ISO 23223 GripWalk

Weight: 1965 g (MP 265)



LAST 103



VOLUME HV



FLEX 80

RENTAL



NEW  
HV

CAS  
SHELL  
GRIP  
WALK  
OPTION

**MACH SPORT HV 80 RT**  
SIZES: MP 240 - 325

COD: 101966 00 062

**Shell:** PU - Double Quick Instep  
**Cuff:** PP  
**Liner:** COMFORT- Sanitized® - Color Coding  
**Canting:** Double  
**Ratchets:** Adjustable top cuff ratchet  
**Powerstrap:** 35 mm strap  
**Buckles:** Mach Sport buckles, Adj. top cuff ratchet  
**Soles:** ISO 5355  
**Weight:** 1965 g (MP 265)



LAST 103



VOLUME HV



FLEX 80



NEW  
W2  
WOMEN 2 WOMEN  
MV

NFS  
LINER  
CAS  
SHELL  
GRIP  
WALK  
OPTION

**MACH SPORT MV 95 W RT**  
SIZES: MP 220 - 275

COD: 201603 01 383

**Shell:** PU - Double Quick Instep  
**Cuff:** PP  
**Liner:** SPORT- N.F.S.- Sanitized® - Color Coding  
**Canting:** Double  
**Ratchets:** Adjustable top cuff ratchet  
**Powerstrap:** 35 mm strap  
**Buckles:** Mach Sport buckles, Adj. top cuff ratchet  
**Soles:** ISO 5355  
**Weight:** 1770 g (MP 245)



LAST 100



VOLUME MV



FLEX 95



NEW  
W2  
WOMEN 2 WOMEN  
HV

CAS  
SHELL  
GRIP  
WALK  
OPTION

**MACH SPORT HV 75 W RT**  
SIZES: MP 220 - 275

COD: 201614 00 070

**Shell:** PU - Double Quick Instep  
**Cuff:** PP - Mechanical Cuff Adapt  
**Liner:** COMFORT- Sanitized® - Color Coding  
**Canting:** Double  
**Ratchets:** Adjustable top cuff ratchet  
**Powerstrap:** 35 mm strap  
**Buckles:** Mach Sport buckles, Adj. top cuff ratchet  
**Soles:** ISO 5355  
**Weight:** 1840 g (MP 245)



LAST 103



VOLUME HV



FLEX 75



**JTR 4**  
SIZES: MP JUNIOR 180 - 265

COD: 301337 01 R63

**Shell:** PU  
**Cuff:** PP  
**Liner:** JUNIOR  
**Buckles:** 4 Micro Polycarbonate, Adj. top cuff ratchet  
**Soles:** ISO 5355 - Children norm: 180 - 215;  
Adult norm: 220 - 265  
**Weight:** 1530 g (MP 235)



FLEX 50



W2  
WOMEN 2 WOMEN  
MV

CAS  
SHELL  
GRIP  
WALK  
OPTION

**MACH SPORT MV 85 W RT**  
SIZES: MP 220 - 275

COD: 201604 00 062

**Shell:** PU - Double Quick Instep  
**Cuff:** PP  
**Liner:** COMFORT- Sanitized® - Color Coding  
**Canting:** Double  
**Ratchets:** Adjustable top cuff ratchet  
**Powerstrap:** 35 mm strap  
**Buckles:** Mach Sport buckles, Adj. top cuff ratchet  
**Soles:** ISO 5355  
**Weight:** 1790 g (MP 245)



LAST 100



VOLUME MV



FLEX 85



NEW  
W2  
WOMEN 2 WOMEN  
HV

CAS  
SHELL  
GRIP  
WALK

**MACH SPORT HV 75 W RT GW**  
SIZES: MP 220 - 275

COD: 201614 G1 200

**Shell:** PU - Double Quick Instep  
**Cuff:** PP - Mechanical Cuff Adapt  
**Liner:** COMFORT- Sanitized® - Color Coding  
**Canting:** Double  
**Ratchets:** Adjustable top cuff ratchet  
**Powerstrap:** 35 mm strap  
**Buckles:** Mach Sport buckles, Adj. top cuff ratche  
**Soles:** ISO 23223 GripWalk  
**Weight:** 1840 g (MP 245)



LAST 103



VOLUME HV



FLEX 75



**JTR 3**  
SIZES: MP JUNIOR 200 - 265  
COD: 301340 01 R63

**Shell:** PU  
**Cuff:** PP  
**Liner:** JUNIOR  
**Buckles:** 3 Micro Polycarbonate  
**Soles:** ISO 5355 - Children norm: 200 - 215; Adult norm: 220 - 265  
**Weight:** 1160 g (MP 235)



**JTR 2**  
SIZES: MP BABY 160 - 235  
COD: 301343 01 R63

**Shell:** PU  
**Cuff:** PP  
**Liner:** JUNIOR  
**Buckles:** Sizes 200-235: 2 polycarbonate buckles; sizes 160-195: 1 polycarbonate buckle + 1 ratchet buckle  
**Soles:** ISO 5355 - Children norm: 160 - 215; Adult norm: 220 - 235  
**Weight:** 1165 g (MP 205)



**JTR 1**  
SIZES: MP BABY 140 - 195  
COD: 301346 01 R63

**Shell:** PU  
**Cuff:** PP  
**Liner:** JUNIOR  
**Buckles:** 1 Ratchet buckle  
**Soles:** ISO 5355 - Children norm  
**Weight:** 730 g (MP 195)

TECNICA

# FOOTWEAR COLLECTION

# ARGOS

## ARGOS GTX® MEN'S



**ARGOS GTX® MS**  
 BLACK-TRUE LAVA COD: 112495 00 001  
**Upper:** Polyester hydrophobic fabric  
**Lining:** Gore-Tex® Insulated Comfort  
**Midsole:** Compression molded EVA  
**Footbed:** Pre-Molded, EVA with insulated lining  
**Outsole:** Tecnica Argos with Tecnigrip winter compound  
**Weight:** 630 g (8 UK / 9 US)  
**Sizes:** UK 6 - 12.5 / US 7 - 13.5



**ARGOS GTX® MS**  
 NIGHT GIUNGLA-BLACK COD: 112495 00 002  
**Upper:** Polyester hydrophobic fabric  
**Lining:** Gore-Tex® Insulated Comfort  
**Midsole:** Compression molded EVA  
**Footbed:** Pre-Molded, EVA with insulated lining  
**Outsole:** Tecnica Argos with Tecnigrip winter compound  
**Weight:** 630 g (8 UK / 9 US)  
**Sizes:** UK 6 - 12.5 / US 7 - 13.5

## ARGOS GTX® WOMEN'S



**ARGOS GTX® WS**  
 SHADOW ALTURA-CLOUDY LAGUNA COD: 212495 00 001  
**Upper:** Polyester hydrophobic fabric  
**Lining:** Gore-Tex® Insulated Comfort  
**Midsole:** Compression molded EVA  
**Footbed:** Pre-Molded, EVA with insulated lining  
**Outsole:** Tecnica Argos with Tecnigrip winter compound  
**Weight:** 540 g (5 UK / 7 US)  
**Sizes:** UK 3.5 - 8.5 / US 5.5 - 10.5



**ARGOS GTX® WS**  
 NIGHT BACCA-BLACK COD: 212495 00 002  
**Upper:** Polyester hydrophobic fabric  
**Lining:** Gore-Tex® Insulated Comfort  
**Midsole:** Compression molded EVA  
**Footbed:** Pre-Molded, EVA with insulated lining  
**Outsole:** Tecnica Argos with Tecnigrip winter compound  
**Weight:** 540 g (5 UK / 7 US)  
**Sizes:** UK 3.5 - 8.5 / US 5.5 - 10.5



TECNICA

# ACCESSORIES AND BAGS



## BOOTFITTING TOOLS



**C.A.S. PRO TOOL**  
COD: 450071 00 000

**C.A.S. PRO TOOL + TH.CA.SYS (US)**  
COD: 450073 00 000



FIND OUT MORE



**C.A.S. TONGUE THERM.CA.SYS (EU)**  
COD: 450121 00 000

**C.A.S. TONGUE HEATING ELEMENT**  
COD: 450119 00 000



**C.A.S. TONGUE**  
COD: 403A22 00 000



**TECNICA C.A.S. OVEN (EU)**  
COD: 403A01 01 001



**C.A.S. CUFF ADAPT VOLUME REDUCER**  
COD: 403A21 00 000



**RACE WC (16) 3 MM LIFTER SOLE**  
COD: 40396A 00 002

**RACE WC (16) 4 MM LIFTER SOLE**  
COD: 40396C 00 002

**RACE WC (16) 5 MM LIFTER SOLE**  
COD: 40395C 00 002

**RACE WC (16) 6 MM LIFTER SOLE**  
COD: 40396D 00 002



**GRIP WALK SOLES MACH1/COCHISE**  
COD: 403A60 00 000

**GRIP WALK SOLES TEN2/COCH. HV**  
COD: 403A61 00 000

**GRIPWALK SOLES COCHISE DYN VIBRAM**  
COD: 403A62 00 000

**GRIP WALK SOL. MACH1/COCH. (5PA)**  
COD: 403A63 00 000



**NFS W THERM-IC BLUETOOTH LINER KIT**  
COD: 401A02 00 100



**C.A.S. THERMOFORM. SYS. + CUFF (US)**  
COD: 450065 01 000

**C.A.S. CUFF HEATING ELEMENT**  
COD: 450118 00 000

**C.A.S. HEATER THERMOFORM. SYS (US)**  
COD: 450120 01 000

**C.A.S. THERM. SYS. CUFF HEATING EL. (US)**  
COD: 450083 01 000



**CANTING KIT 1.0°**  
COD: 403A40 00 100

**CANTING KIT 0.5°**  
COD: 403A41 00 100



**FIT KIT**  
COD: 403A20 00 000

## BAGS



**BOOT BAG PROMO**  
COD: 422363 00 100



**BOOT BAG W2W**  
COD: 422383 00 058



**BOOT BAG**  
COD: 422381 00 847



**PREMIUM BOOT BAG**  
COD: 422380 00 847



**COMPUTER BACKPACK 20**  
COD: 422390 01 100



**FIREBIRD RACING 80 BACKPACK**  
COD: 422394 00 305



**FIREBIRD COACH 45**  
COD: 422389 01 305



**FIREBIRD XL DUFFEL ROLLER**  
COD: 422385 01 328



**SKI BAG PROMO**  
COD: 422364 00 100



**SKI BAG**  
COD: 422391 00 100



**FIREBIRD GS SKI BAG 3 PAIRS**  
COD: 422386 00 100

**FIREBIRD DH SKI BAG 3 PAIRS**  
COD: 422387 00 100




**ROLLER SKI BAG**  
COD: 422393 00 100

# SIZE TABLE



## FOOTWEAR SIZE TABLE

EU	35	35½	36	36⅔	37½	38	38⅔	39½	40	40⅔	41½	42	42⅔	43⅔	44	44½	45	45⅔	46½	47	47⅔	
UK	2.5	3	3.5	4	4.5	5	5.5	6	6.5	7	7.5	8	8.5	9	9.5	10	10.5	11	11.5	12	12.5	
US MEN								7	7.5	8	8.5	9	9.5	10	10.5	11	11.5	12	12.5	13	13.5	14
US WOMEN		5	5.5	6	6.5	7	7.5	8	8.5	9	9.5	10	10.5									



## SKIBOOT SIZE TABLE

EU	24½	24¾	25½	26	26¾	27½	28	28½	29¼	29¾	30½	31	31½	32½	33	33¾	34½	35	35½	36	36¾	37½	38	38¾	39½	40	40¾	41½	42	42½	43¼	44	44½	45	45½	46¼	47	47¾	48½	49	50
UK	7	7½	8	8½	9	9½	10	10½	11	11½	12	12½	13	13½	1	1½	2	2½	3	3½	4	4½	5	5½	6	6½	7	7½	8	8½	9	9½	10	10½	11	11½	12	12½	13	13½	14
US MEN	8	8½	9	9½	10	10½	11	11½	12	12½	13	13½	1	1½	2	2½	3	3½	4	4½	5	5½	6	6½	7	7½	8	8½	9	9½	10	10½	11	11½	12	12½	13	13½	14	14½	15
US WOMEN																			5	5½	6	6½	7																		
MONDO POINT	145	150	155	160	165	170	170	175	180	185	190	195	200	200	205	210	210	215	220	225	230	235	240	245	250	255	260	265	270	275	280	285	290	295	300	305	310	315	320	325	330